

# INSTALLATION MANUAL


**HUBER+SUHNER AG**  
Fiber Optics  
Fiber Management Systems  
DOC-0000780732 Rev A  
Date: 07/04/2017

Page 1 of 3

## IANOS zero space chassis

### TABLE OF CONTENTS

CHASSIS TYPES	2
UNPACKING IANOS ZERO SPACE CHASSIS	3
INSTALL IANOS ZERO SPACE IN RACK	3
CHASSIS LAYER LABELING	3



**CHASSIS TYPES**

**IANOS Standard 1U**



**IANOS Standard 4U**




**IANOS Lite**




**IANOS Lite with central cableguide**



**IANOS Lite Skeleton**



**IANOS Zero space**

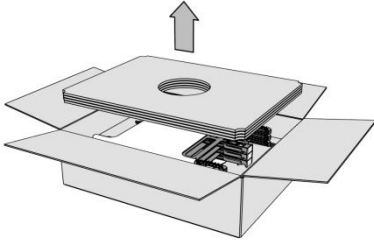


For further information please visit our homepage

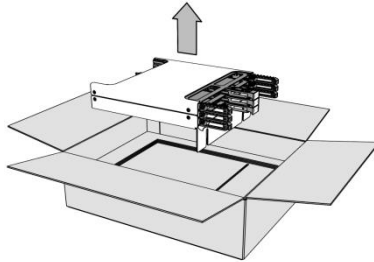


### UNPACKING IANOS ZERO SPACE CHASSIS

Step 1

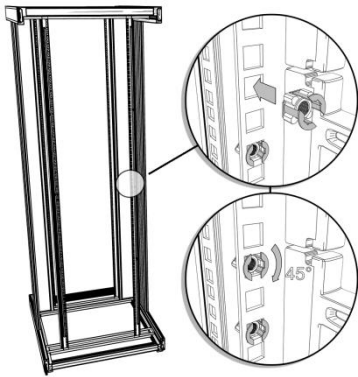


Step 2

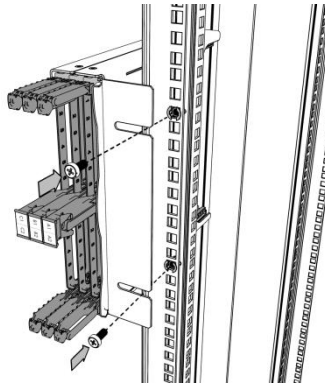


### INSTALL IANOS ZERO SPACE IN RACK

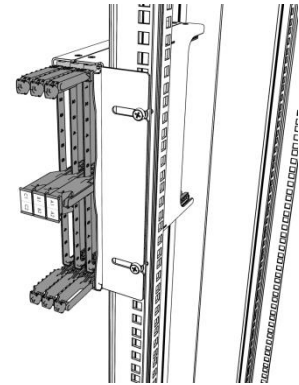
Step 3



Step 4

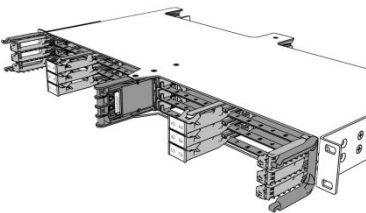


Step 5



### CHASSIS LAYER LABELING

Step 6



Step 7

