

GPS Antenna L1 (Low Profile, active GPS, outdoor mount, waterproof)

Description

The GPS L1 antennas are ideally suited for exterior installations on roofs or mounting poles as well as mounting brackets.

Available in 2 models: Low Gain (-L) & High Gain (-H)

These antennas contain large selective patch antennas and an RF band pass filter that attenuates cellular and radar frequency ranges in order to minimize interferences and blocking effects.

The GPS antennas are available in a variety of colours.

Excellent performance as part of an GPS-over-Fiber solution.



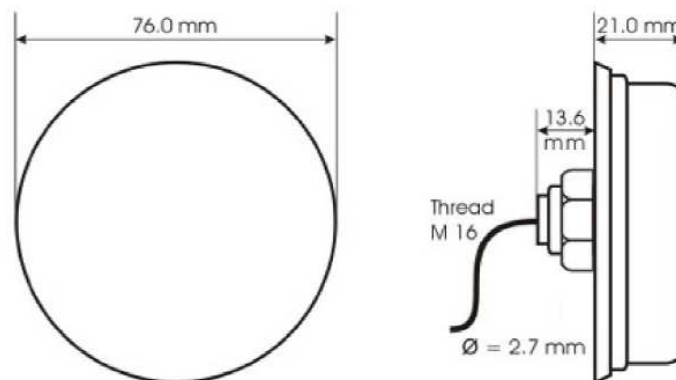
Order Information

Item Description	Item Number
GPS Antenna L1 - L	85073713
GPS Antenna L1 - H	85073712

Specification

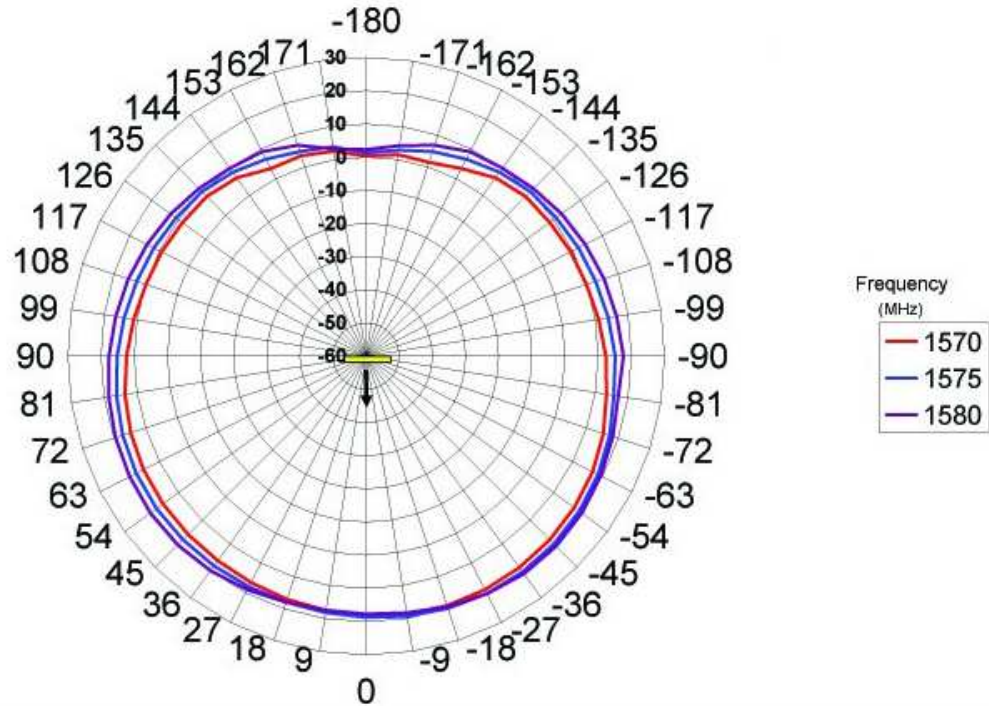
Parameters		Value			Remarks
		Min.	Typ.	Max.	
All specifications at 25°C case Temperature T_c , unless otherwise specified					
Centre frequency	MHz		1575.42		1565 – 1613 MHz
Return Loss	dB		1.5		0.6m cable on 30x30cm ground plane
Low Gain Model (-L)					
Peak gain	dBi		20		0.6m cable on 30x30cm ground plane
Power Supply	VDC		3-5		12 mA
High Gain Model (-H)					
Peak gain	dBi		25		0.6m cable on 30x30cm ground plane
Power Supply	VDC		3-5		25 mA
Mechanical Data					
Dimensions	mm		76x21		
Cable length	m		5		RG174
Connector			SMA		
Temperature Range	°C	-40		+85	
Waterproof	IP		69		When installed with mounting stud.
Colour			Black		Other colours possible.

Dimensions Drawing

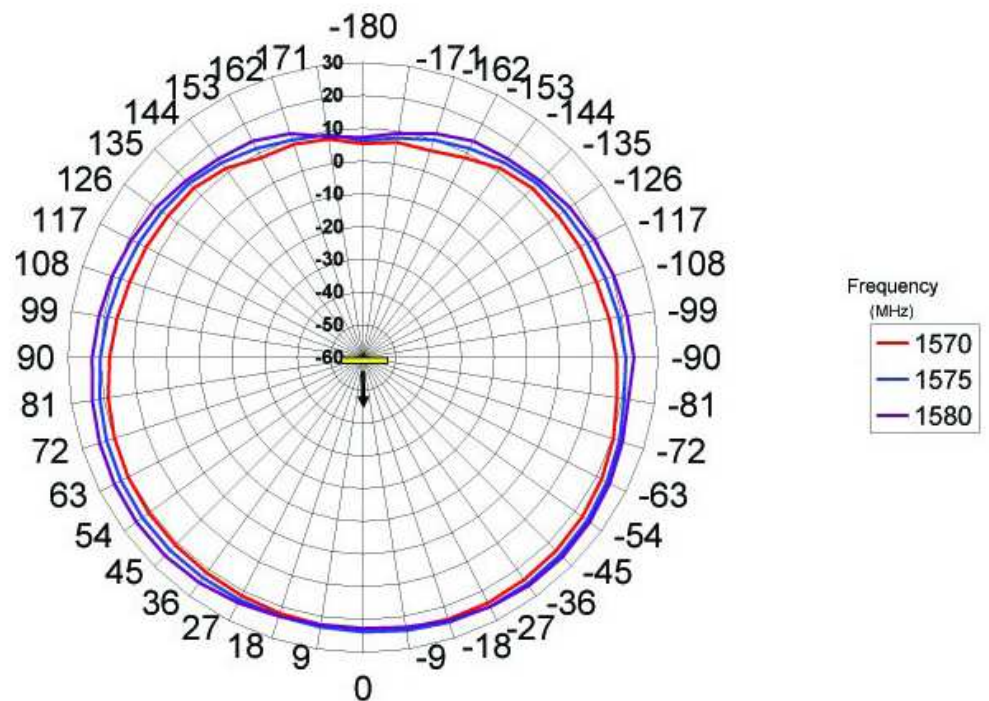


GPS Antenna L1 (Low Profile, active GPS, outdoor mount, waterproof)

Antenna Radiation Pattern (-L)

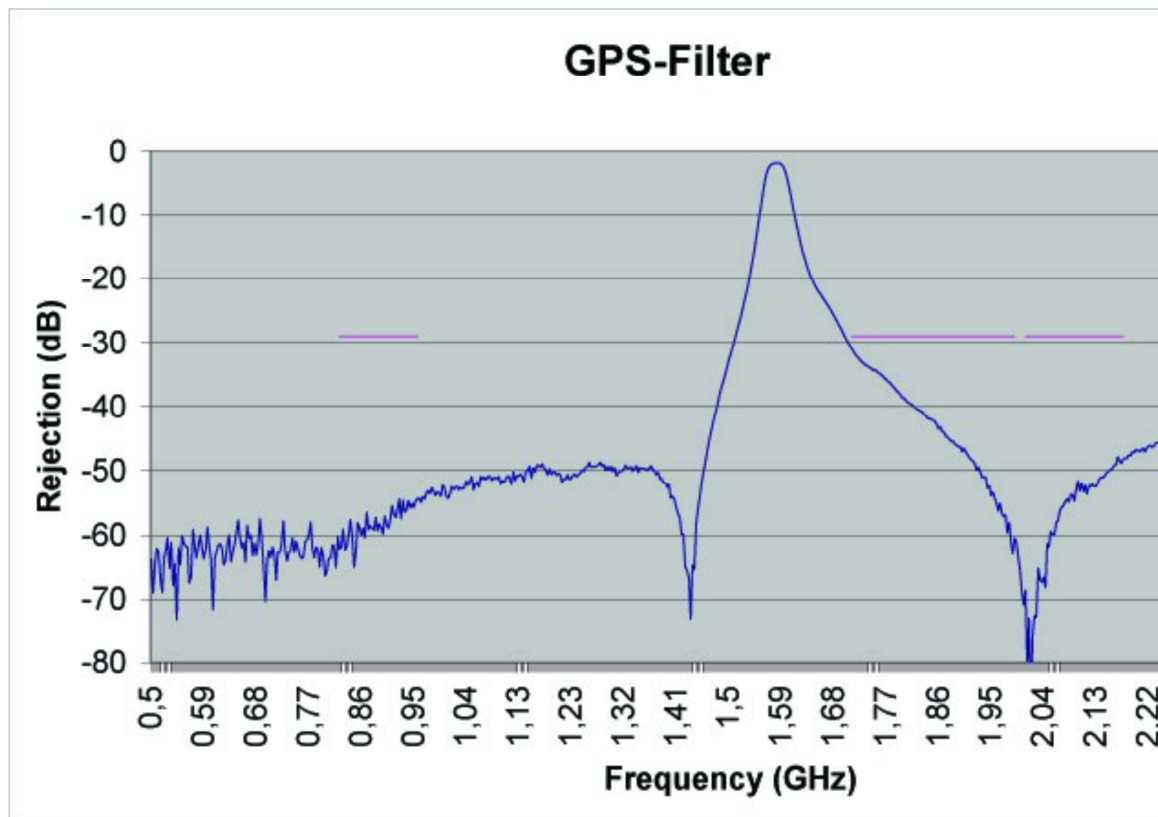


Antenna Radiation Pattern (-H)



GPS Antenna L1 (Low Profile, active GPS, outdoor mount, waterproof)

Band pass characteristics



Installation instructions

- no extra ground plane required (ground plane inside).
- mountable on all clean, smooth and rust-free / rust-protected surfaces.
- mounting torque for M16 nut is 4Nm (min), 6Nm (max).
- mounting hole diameter 16mm (+2mm, 0mm).
- If mounted on a stand or support the cable entry must to be waterproofed.