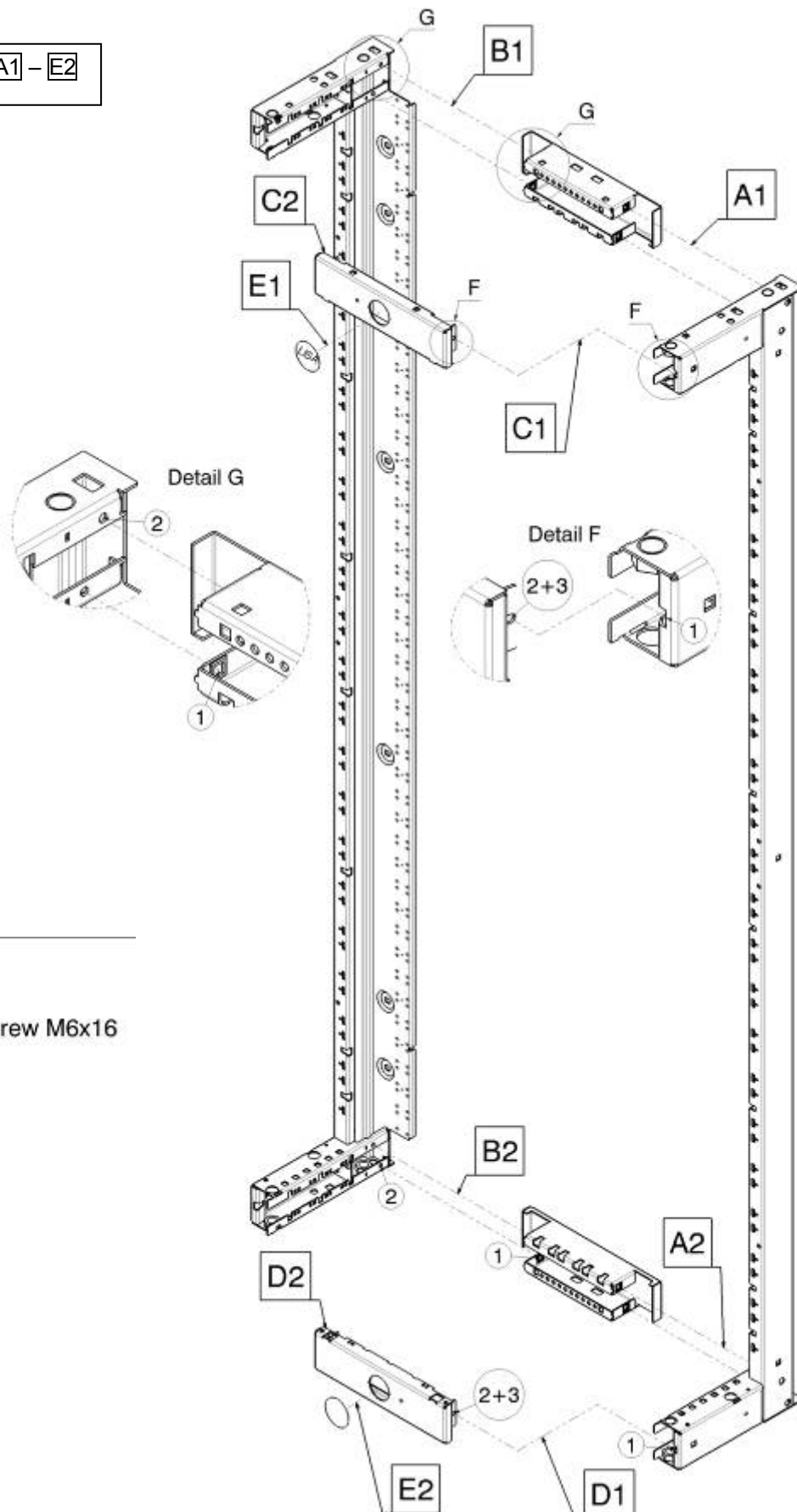




• NGR Base Frame

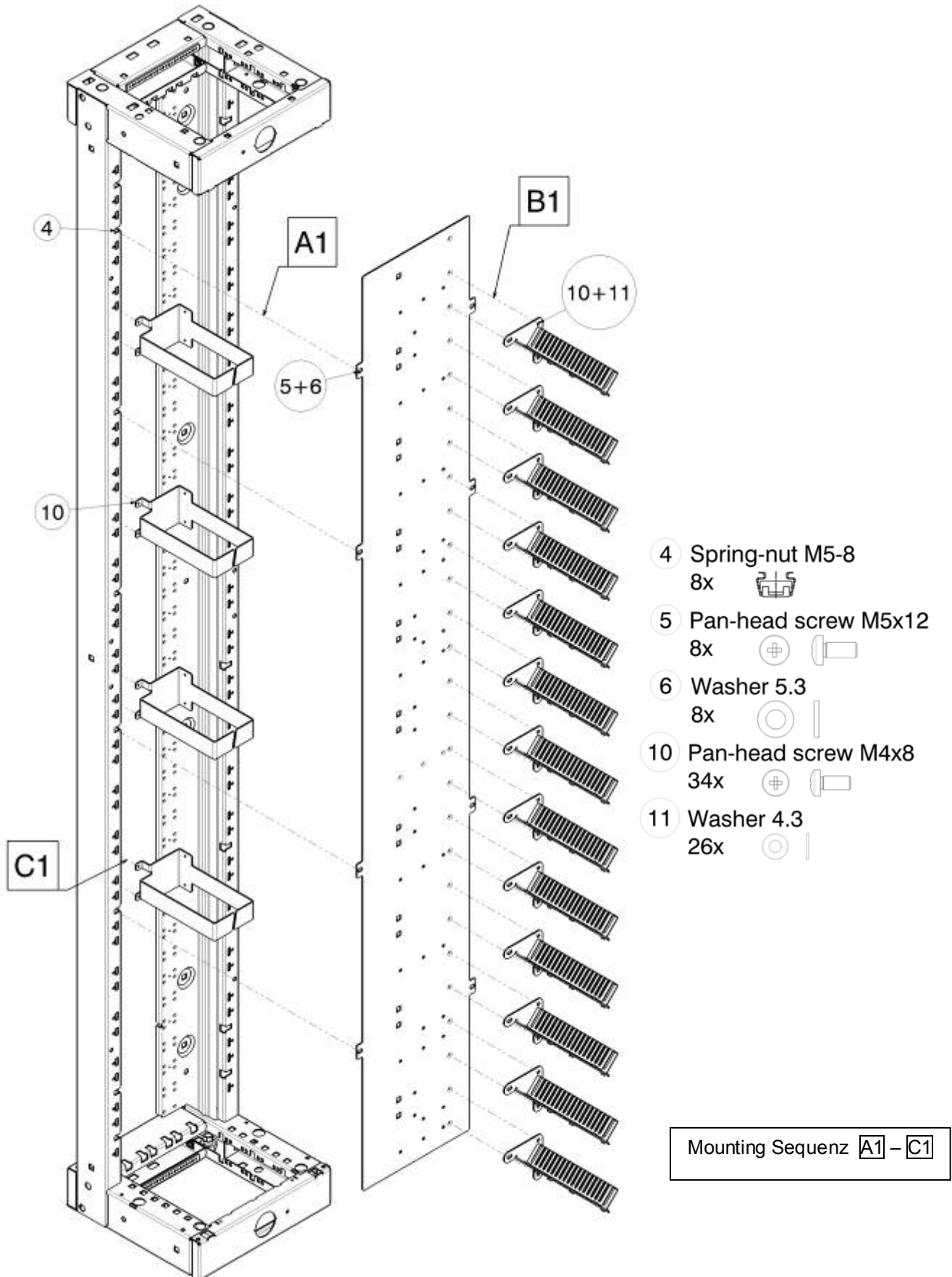
Mounting Sequenz **A1** – **E2**



- 1 Spring-nut M6-8
12x
- 2 Hexagon-socket screw M6x16
12x
- 3 Washer 6.4
4x

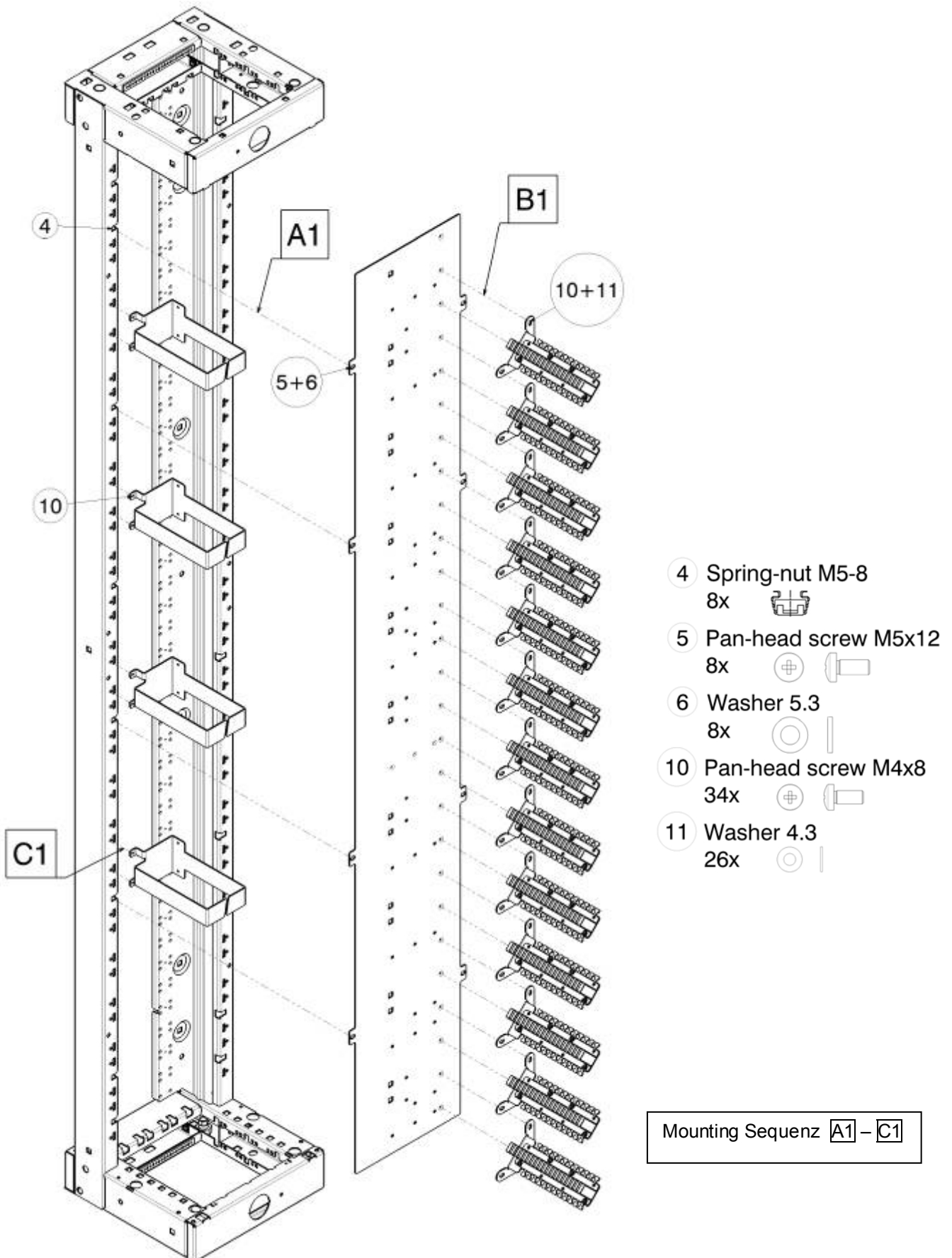


• NGR Microduct Management – Cable entry top



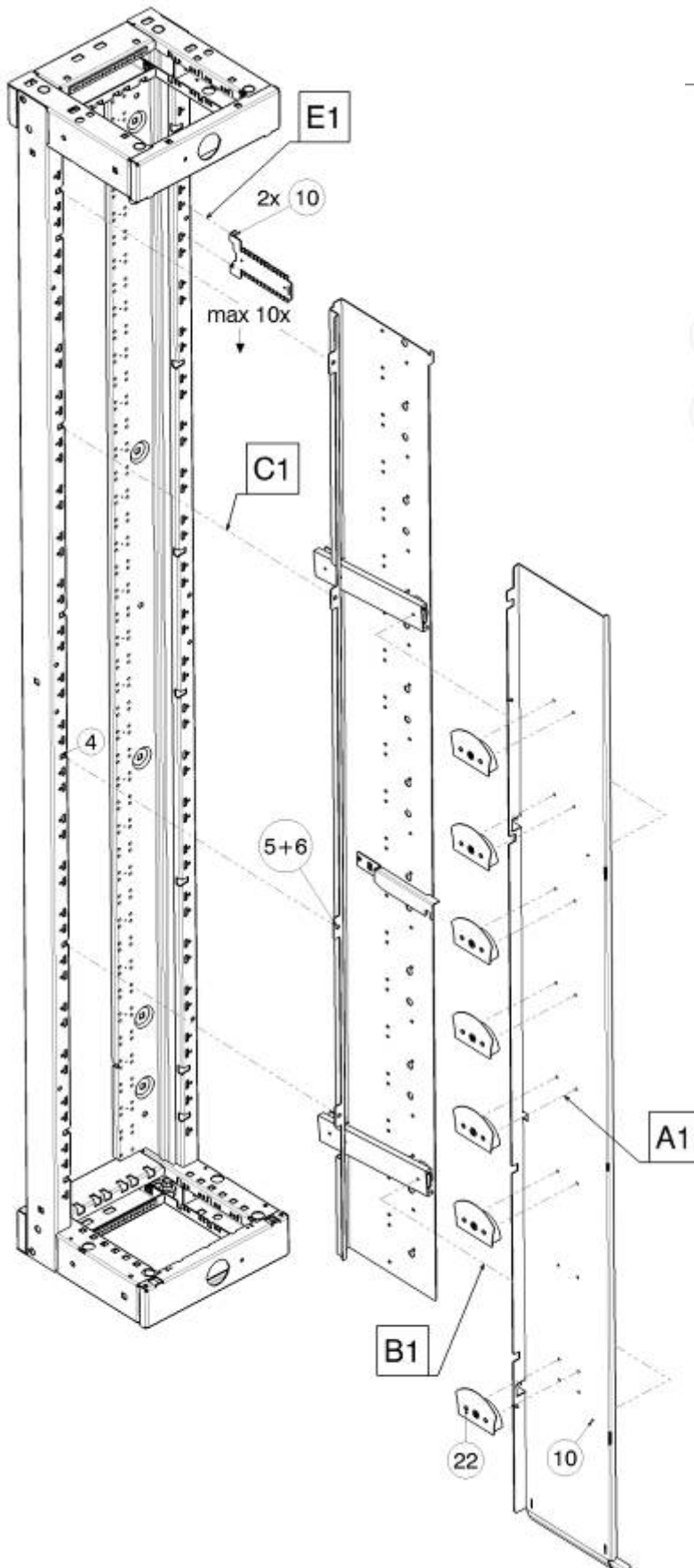


- NGR Microduct Management – Cable entry bottom





• NGR Patch Cord Management-Side Access



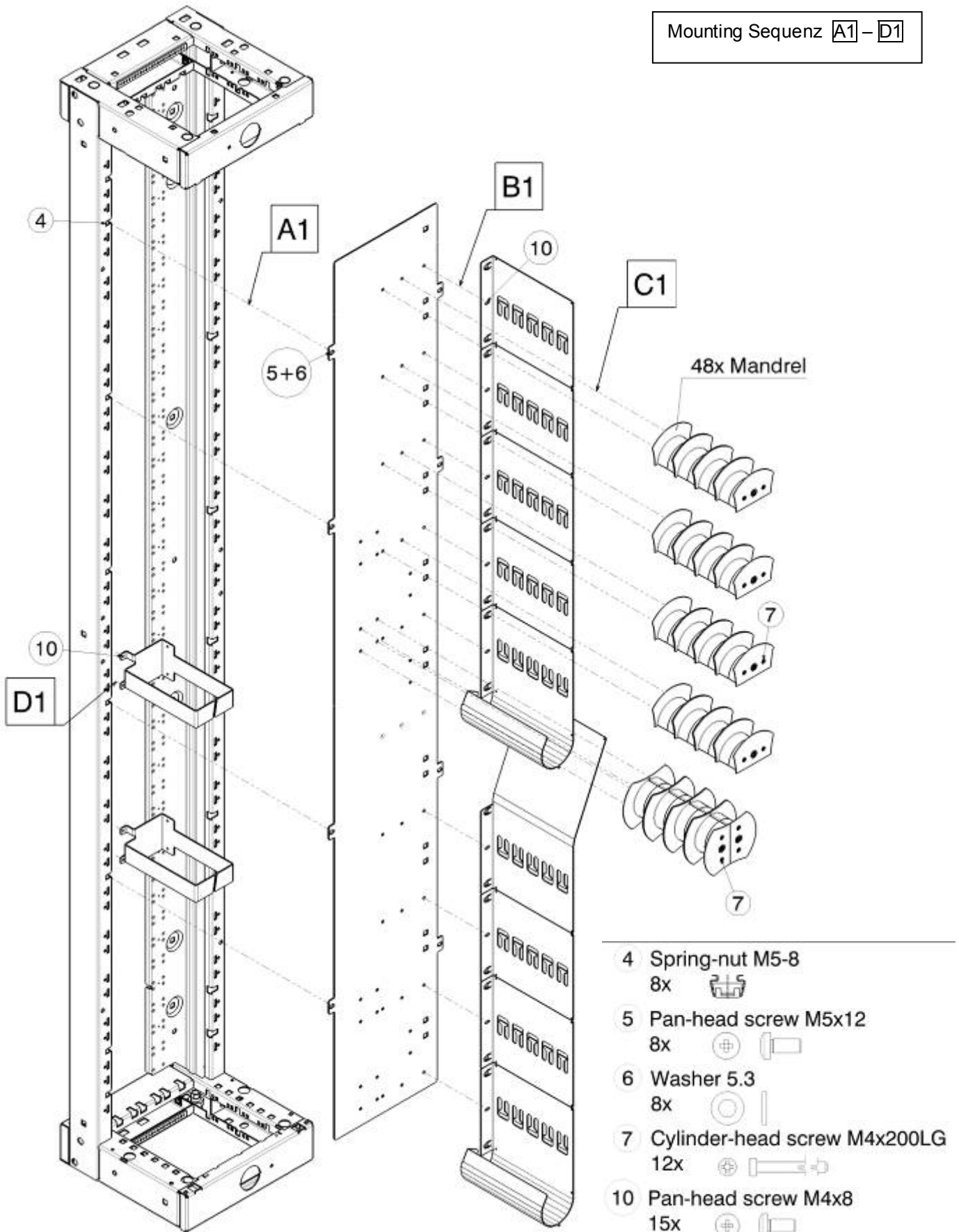
- 4 Spring-nut M5-8
12x
- 5 Pan-head screw M5x12
12x
- 6 Washer 5.3
4x
- 10 Pan-head screw M4x8
4x
- 22 Cylinder-head screw M4x100
14x

Mounting Sequenz A1 - C1



• NGR Patch Cord Management - Front Access

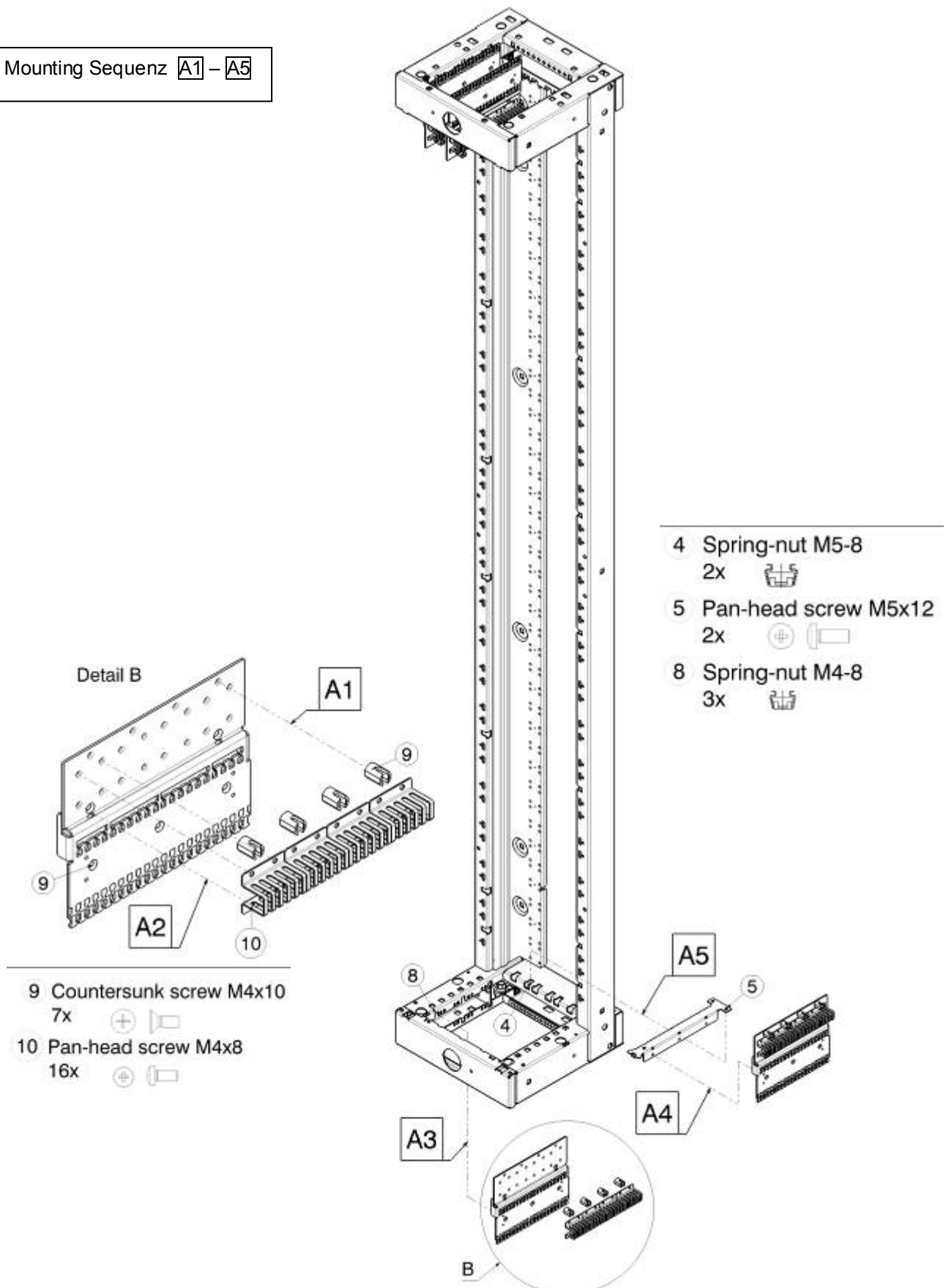
Mounting Sequenz **A1** – **D1**





- NGR Cable entry

Mounting Sequenz **A1** – **A5**

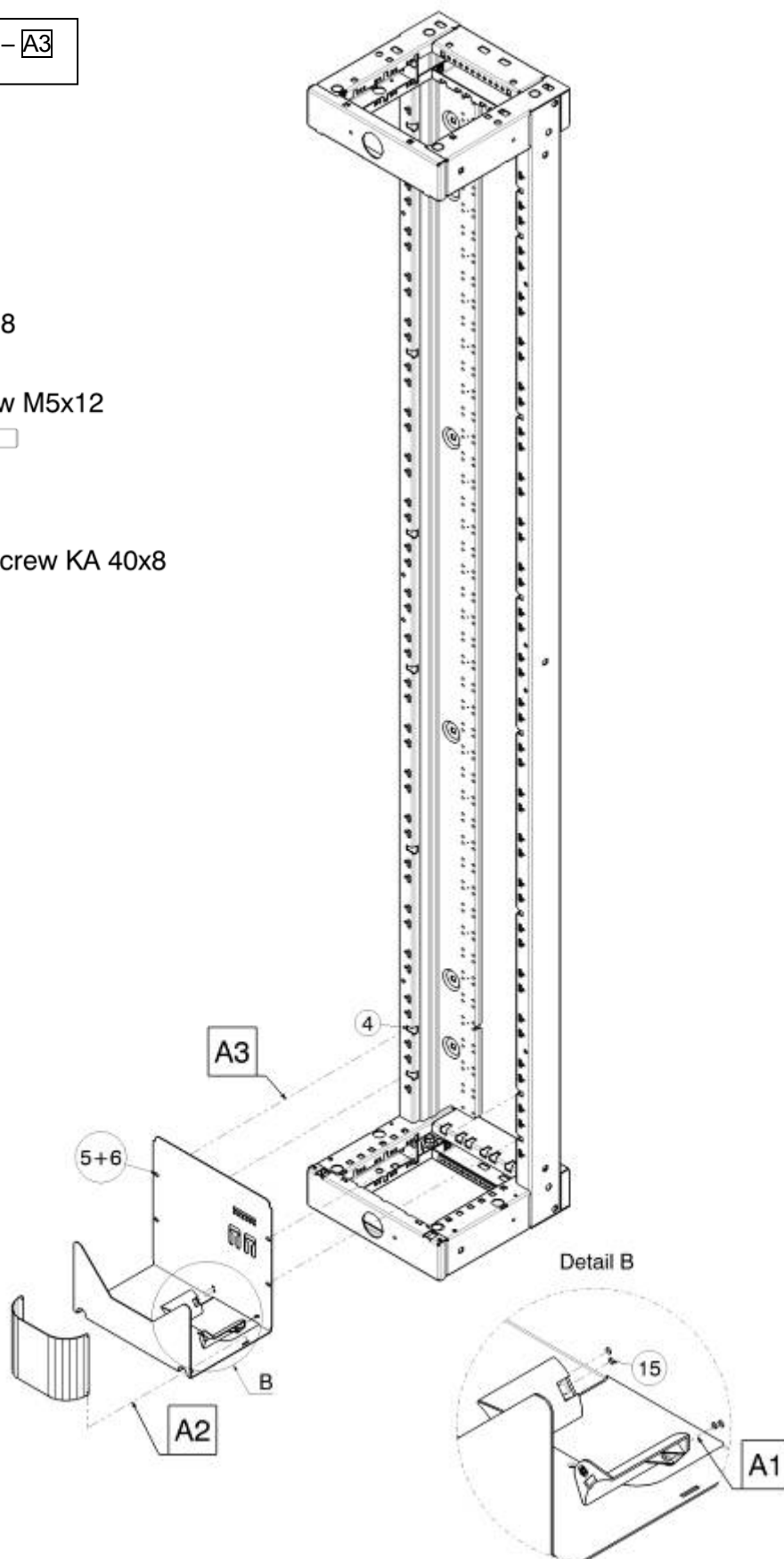




- NGR Patch Cord Routing Channel

Mounting Sequenz **A1** – **A3**

- 4 Spring-nut M5-8
4x
- 5 Pan-head screw M5x12
4x
- 6 Washer 5.3
4x
- 15 PE Pan-head screw KA 40x8
4x









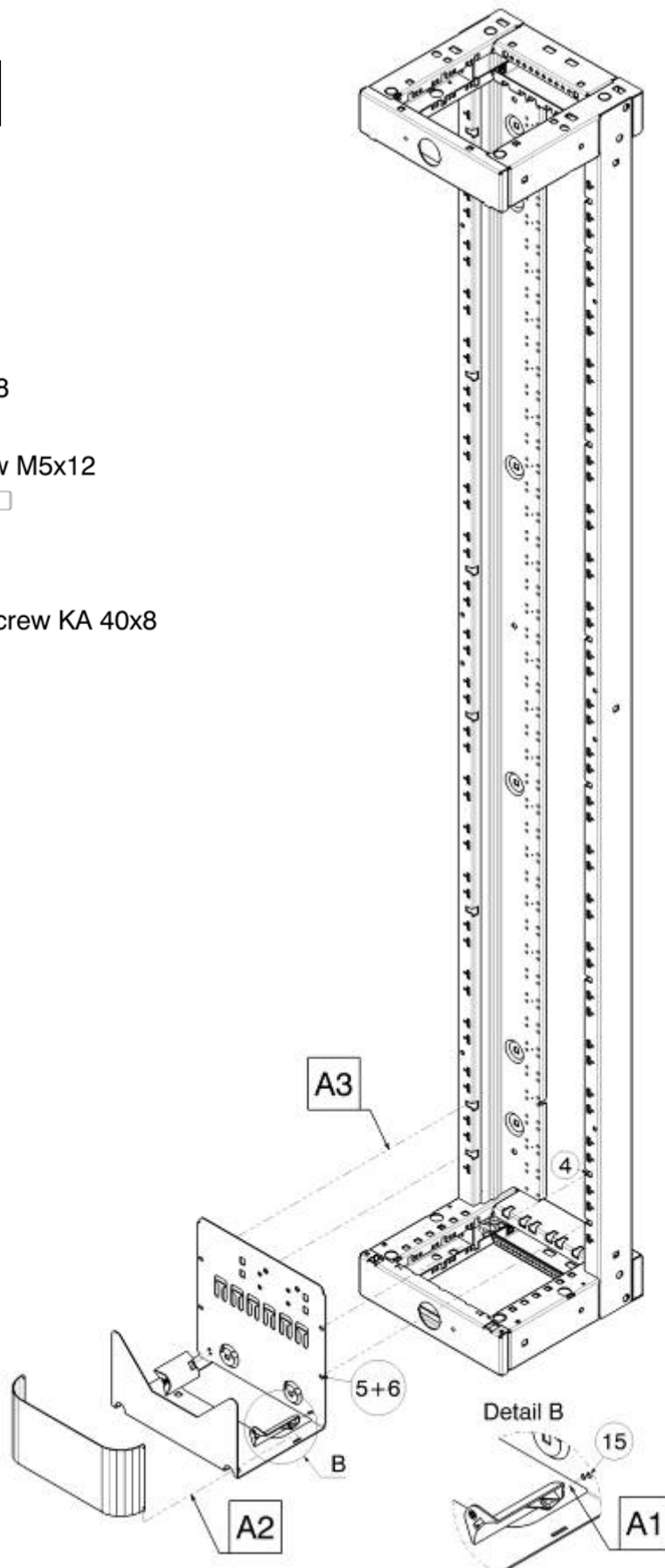
Montageanweisung · Notice de montage · Assembly Instruction NGR 3-18



- NGR Patch Cord Routing Channel for Microduct

Mounting Sequenz **A1** – **A3**

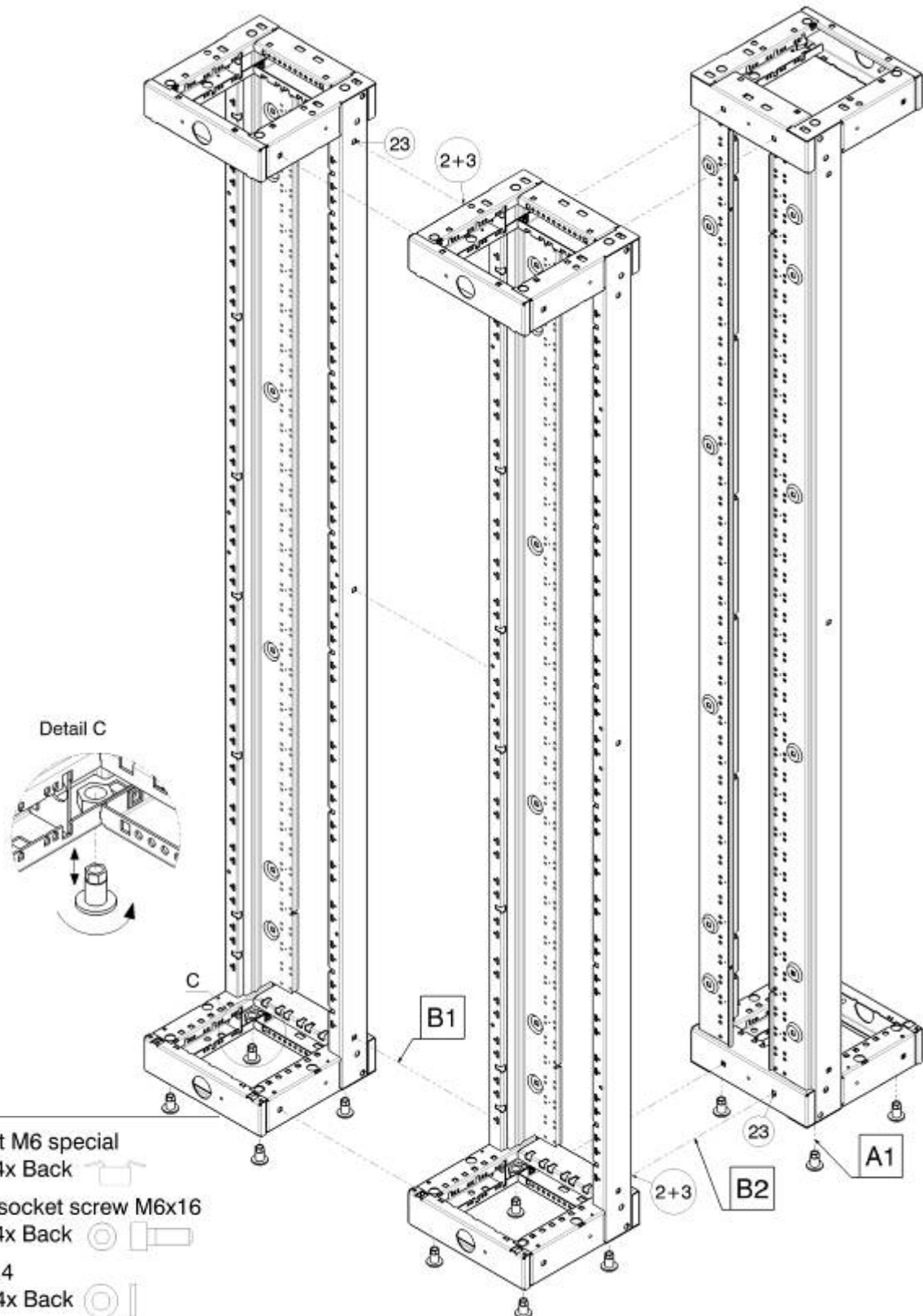
- 4 Spring-nut M5-8
4x 
- 5 Pan-head screw M5x12
4x 
- 6 Washer 5.3
4x 
- 15 PE Pan-head screw KA 40x8
4x 







- NGR Mounting together

Mounting Sequenz **A1** – **B2**

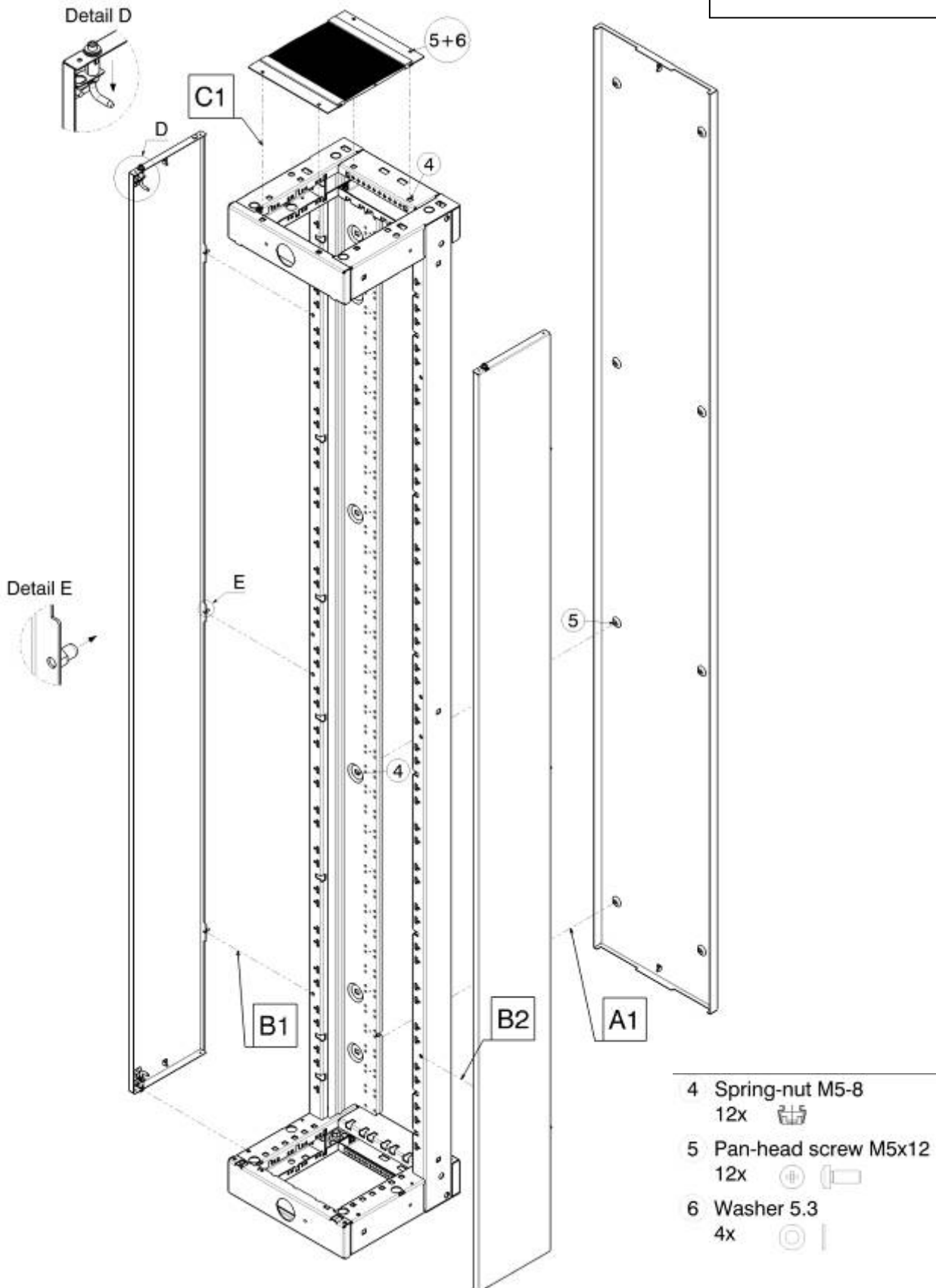


- 23 Spring-nut M6 special
5x Side / 4x Back 
- 2 Hexagon-socket screw M6x16
5x Side / 4x Back 
- 3 Washer 6.4
5x Side / 4x Back 



• NGR Walls and Roof

Mounting Sequenz **A1** – **C1**





• NGR Doors

Mounting Sequenz **A1** – **C1**

12 Spring-nut M8
4x



13 Hexagon-head screw M8x12
4x



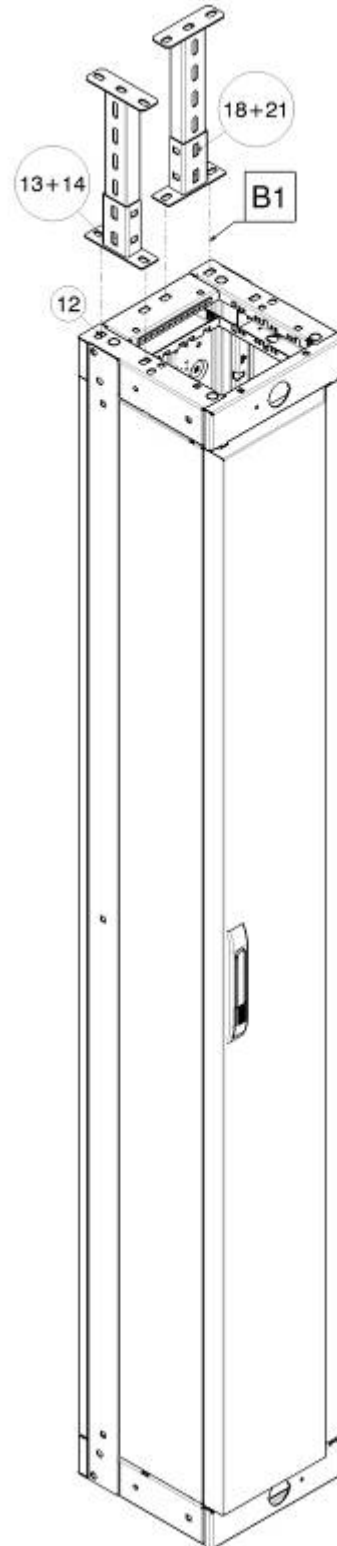
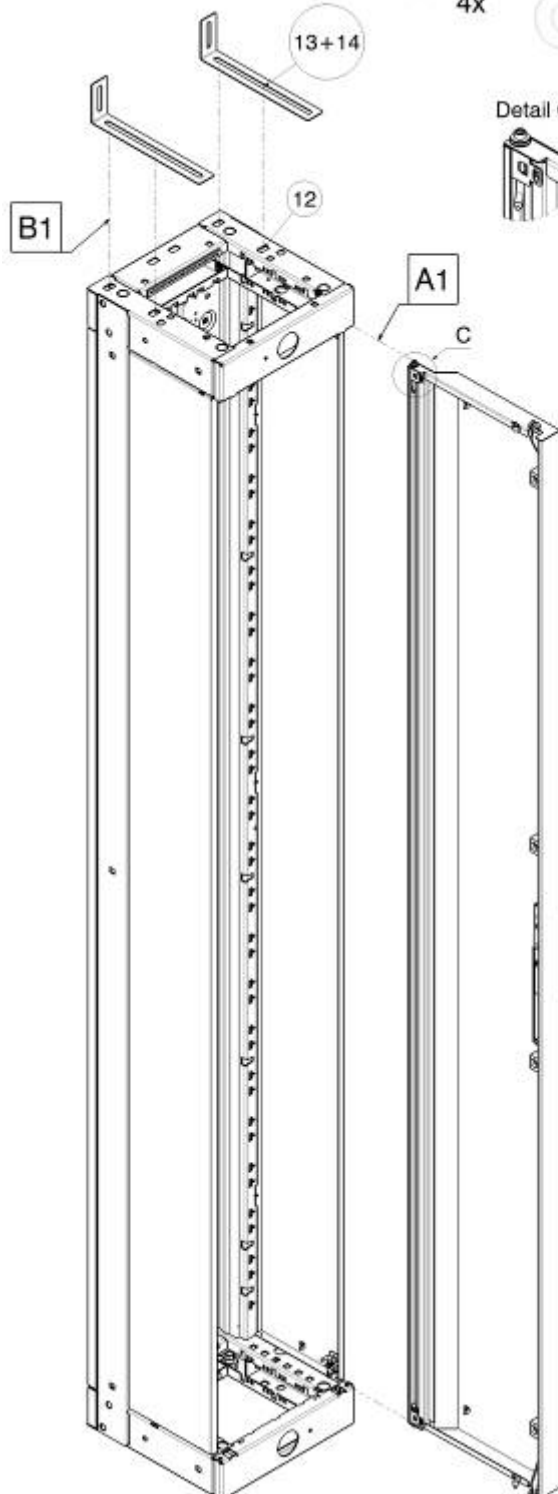
14 Washer 8.6
4x



18 Hexagon-nut M10
4x

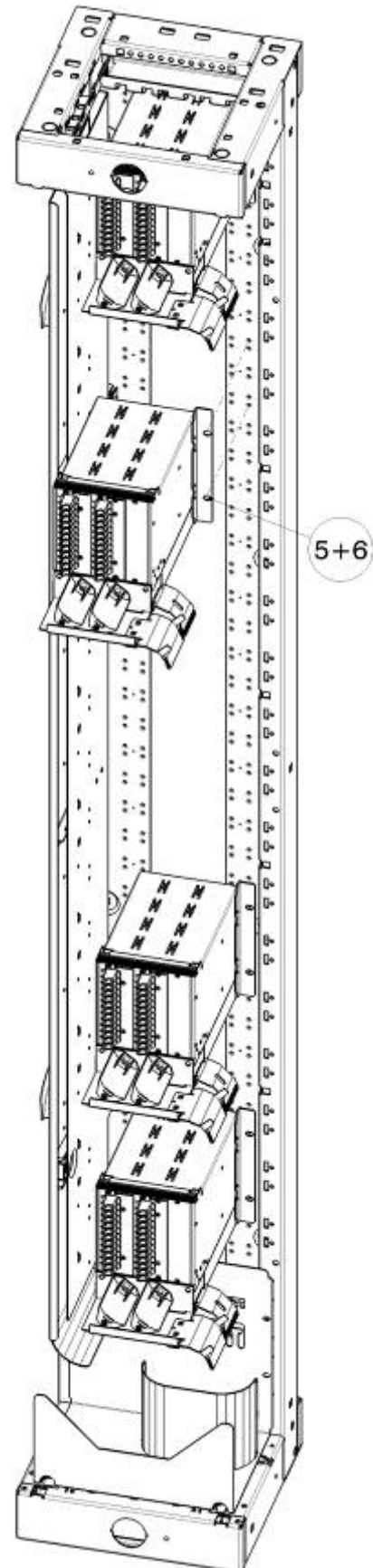


21 Pan-head screw M10x20
4x





- NGR Components



1x BGT

- 5 Pan-head screw M5x12
4x 
- 6 Washer 5.3
4x 



• NGR Zubehör/Accessoires

Pos.	Artikel	VPE	SAP-Nr.	HUBER+SUHNER Nr.
1.	NGR ODF-Rack Top Entry (B900xT300xH2200)	1	127926	84070745
2.	NGR ODF-Rack Bottom Entry (B900xT300xH2200)	1	127927	84070746
3.	NGR Türensatz, geteilt 600/300, für KABA-Schliessung	1	127928	84070747
4.	NGR Seitenwand, links oder rechts	1	127929	84068179
5.	NGR Abfangplatte für 4 Erdkabel, Erweiterung	1	127920	84069826
6.	NGR Befestigungsbügel für Abfangplatte	1		84068204
7.	NGR Bodenabdeckung für Hohlbodenmontage	1	127931	84070749
8.	NGR Deckenbestigung, 1000mm	1		84069172
9.	NGR Rückwand 900	1		84068165
10.	NGR LISA Spleisskassette 24Fs LC/APC ANT	1	127962	84070750
11.	TrayUnit, 6 HE	1		84016903
12.	Dokumentenhalter, 1 HE	1		84018387
13.	Schutzrohr, geschlitzt	100m		84010108
14.	Einziehwerkzeug für Schutzrohr, geschlitzt	1		84025982
15.	FiberTray Label 1 – 24, 1 – 84 fortlaufend, selbstklebend	84		84072921
16.	Kit Schutzrohr, geschlitzt, nummeriert, 1 - 84 abgestuft, oben	1 Set		84072995
17.	Schutzrohr, geschlitzt	5m		84010106
18.	Kit Schutzrohr, geschlitzt, nummeriert, 1 - 84 abgestuft, unten	1 Set		84073298

Pos	Produit	Unité	SAP-No.	HUBER+SUHNER No.
1.	NGR ODF-Rack Top Entry (B900xT300xH2200)	1	127926	84070745
2.	NGR ODF-Rack Bottom Entry (B900xT300xH2200)	1	127927	84070746
3.	NGR jeu de portes	1	127928	84070747
4.	NGR panneau latéral, gauche ou droit	1	127929	84068179
5.	NGR plaque de fixation des cables	1	127920	84069826
6.	NGR rail pour fixation des rilsans	1		84068204
7.	NGR couvercle pour faux plancher	1	127931	84070749
8.	NGR fixation de plafond, 1000mm	1		84069172
9.	NGR panneau arrière 900	1		84068165
10.	NGR LISA cassette de raccordement 24Fs LC/APC ANT	1	127962	84070750
11.	TrayUnit, 6 U	1		84016903
12.	Support de documents, 1 U	1		84018387
13.	Tube de protection annelé	100m		84010108
14.	Outil pour tube de protection annelé	1		84025982
15.	FiberTray Label 1–24, 1–84 autocollant de repérage	84		84072921
16.	Kit pour tube de protection annelé, gradué de 1 à 84, en haut	1 Set		84072995
17.	Tube de protection annelé	5m		84010106
18.	Kit pour tube de protection annelé, gradué de 1 à 84, en bas	1 Set		84073298



Montageanweisung · Notice de montage · Assembly Instruction
NGR 3-18



Pos.	Product	Unit	SAP-No.	HUBER+SUHRNER No.
1.	NGR ODF-Rack Top Entry (B900xT300xH2200)	1	127926	84070745
2.	NGR ODF-Rack Bottom Entry (B900xT300xH2200)	1	127927	84070746
3.	NGR door set, separated 600/300, for KABA-lock	1	127928	84070747
4.	NGR sidepanel, left or right	1	127929	84068179
5.	NGR cable fixing plate	1	127920	84069826
6.	NGR cable tie rail	1		84068204
7.	NGR cover for raised floor	1	127931	84070749
8.	NGR ceiling fixation, 1000mm	1		84069172
9.	NGR back wall 900	1		84068165
10.	NGR LISA splice cassette 24Fs LC/APC ANT	1	127962	84070750
11.	TrayUnit, 6 U	1		84016903
12.	Document holder, 1 U	1		84018387
13.	Conduit slotted	100m		84010108
14.	Tool for conduit slotted	1		84025982
15.	FiberTray Label 1–24, 1–84 consecutive, self-adhesive	84		84072921
16.	Conduit kit, slotted, numbered, 1-84 staged, top	1 Set		84072995
17.	Conduit slotted	5m		84010106
18.	Conduit kit, slotted, numbered, 1-84 staged, bottom	1 Set		84073298