

Prepared: Rajpoot Shyam	Released: Rajpoot Shyam	Date: 07.05.2024	DOC Type: ZIS-CAI
-------------------------	-------------------------	------------------	-------------------

Document ID: DOC-0001267870 Index: A
 Title: Mounting Instructions

Part No.:	Description:
85195166	Mounting Instruction



Keep away from catenary and high voltage lines.
 Be careful when working at height!
 Always secure ladders!
 Always tighten screws!



Caution! ESD (electrostatic discharge) sensitive device.
 Always ground yourself while handling the GPS connector.
 For more information, see the Security Instruction for this product on the Huber + Suhner website.

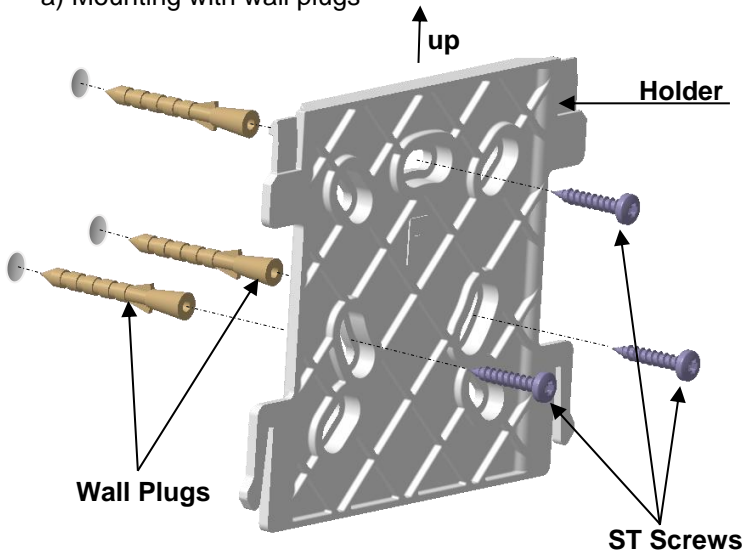


Avoid bringing the cover of the antenna into contact with acetone, gasoline or oil.

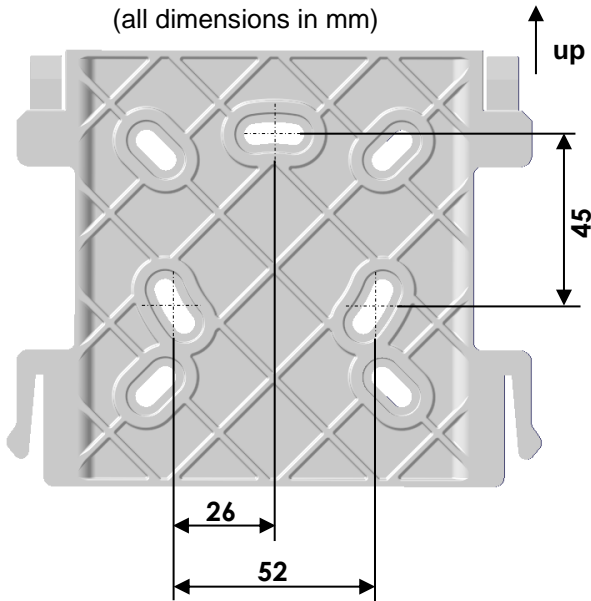
Holder mounting

Mount the holder on the wall (screws and wall plugs are included)

a) Mounting with wall plugs

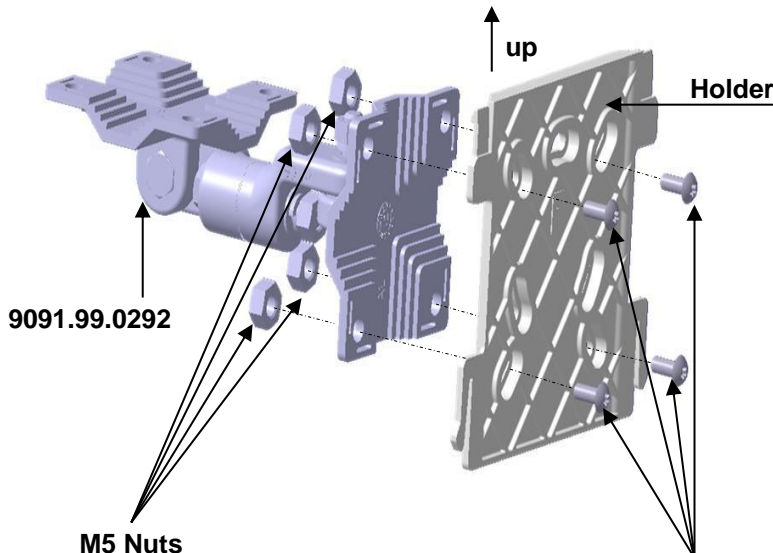


b) Drawing of mounting holes
 (all dimensions in mm)

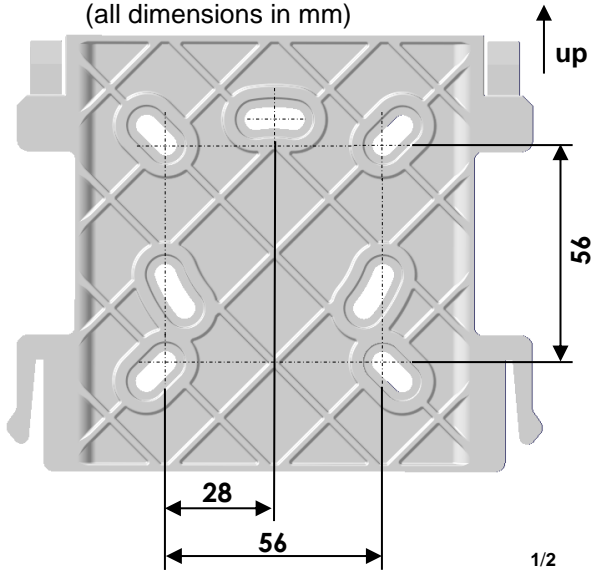


Do not use as 1:1 Drilling template!

a) Mount the holder with pole bracket



b) Drawing of mounting holes
 (all dimensions in mm)

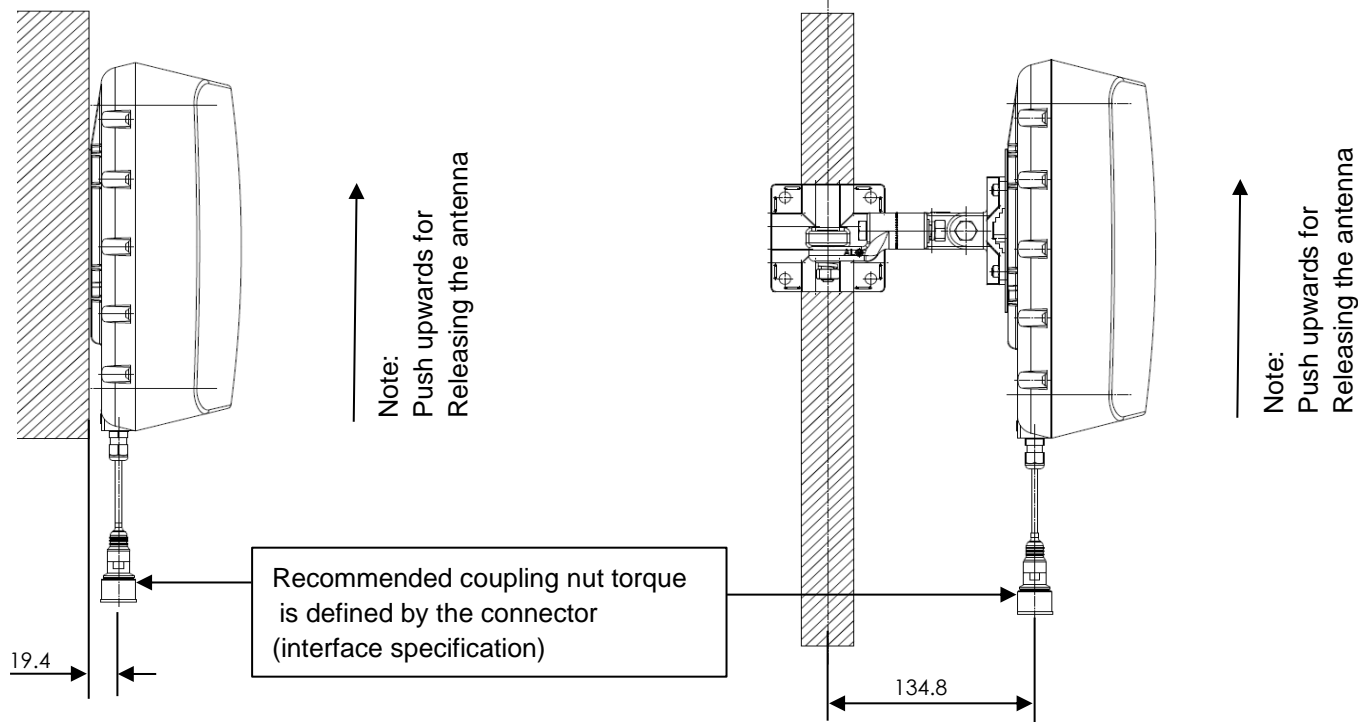


Do not use as 1:1 Drilling template!

Antenna Mounting

Mount the Antenna onto the holder
(Set the antenna on the guide
and press it down, until it engages)

Mount assembled bracket on pole and
Then mount the Antenna onto the holder
(Set the antenna on the guide
and press it down, until it engages)



Connect the cables. Hold the Antenna during cable attachment. Avoid all tension, torsion, rough handling and bending

Connection

Polarization definition	
Port-2	Port-1
Right Slant -45°	Left Slant +45°

	Band 1	Band 2	Band 3	Polarization
Port 1	x	x	x	+45° slant
Port 2	x	x	x	-45° slant

In the final position of the antenna, the cable outlet and the connectors need to be protected against environmental impacts (indoor environment).

This product can be returned to HUBER+SUHNER for recycling at the end or its useful life. Please contact your local agent.

HUBER+SUHNER is certified according to ISO 9001, ISO 14001,ISO/TS 16949 and IRIS

WAIVER!

It is exclusively in written agreements that we provide our customers with warrants and representations as to the technical specifications and/or the fitness for any particular purpose. The facts and figures contained herein are carefully compiled to the best of our knowledge, but they are intended for general information purposes only.

HUBER+SUHNER
HUBER+SUHNER AG
Degersheimerstrasse 14, CH-9100,
Herisau Switzerland

Phone +41(0)713534111
Fax +41(0)713534751
www.hubersuhner.com 2/2