



LC Portfolio

Edition 2020/06



The background features a complex network of glowing blue lines and nodes. The nodes are bright, circular points of light, and the lines are thin, intersecting to form a web-like structure. The overall color palette is a range of blues, from deep navy to bright cyan.

Connecting – today and beyond



Your partner for system solutions

The HUBER+SUHNER Group is a leading global supplier of components and systems for electrical and optical connectivity.


Our customers in Communications, Industrial and Transportation markets appreciate that we are specialists with detailed knowledge of practical applications. We offer technical expertise in radio frequency technology, fiber optics and low-frequency under one roof, thus providing a unique basis for continual innovation focused on the needs of our customers all over the world.

LC portfolio



The LC connector is established because of its small size and its very reliable connecting quality. It has become the most popular connector in the world. To fulfil the different customer needs, HUBER+SUHNER has enhanced the portfolio consistently. HUBER+SUHNER LC-XD is taking the LC to a completely new level in packing density and handling.

LC




Features

- Push-pull mechanism for best handling and high packing density
- Patented (US 8.221.007)
- Two connections in one SC-shaped adapter
- One-piece design for easy termination
- Short rigid length
- Switchable duplex connectors

Specifications

Compliance	IEC 61754-20, TIA 604-10-A
Technology	full ceramic ferrule (1.25 mm)
Tuning	in 45° steps
Operating temperature	-40 to +85 °C
Flammability	UL 94 V-0
Durability	min. 1000 mating cycles
Connector types	single-mode UPC single-mode APC multimode/OM3/OM4




LC

HUBER+SUHNER LC connectors are combinable with different clips. To fulfil all customer needs, classic clips, push-pull clips and clips with lever for highest packing density are available.

LC connector

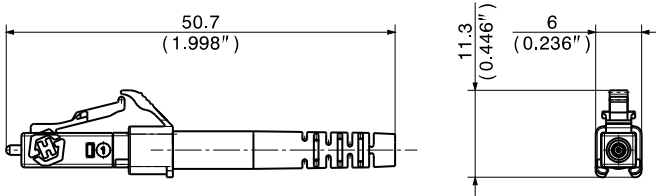
LC connector for cable diameter ≤ 2.8 mm

Connector								Assembly
Type	Polishing	IL (dB) mean/97 %	Tensile load (N)	Item no.	Description	Packing unit	Colour	Clip colour
SM	UPC	0.12/0.25	100	84091832	FLC-Z/K-A007_100-P	100	blue	blue
	APC			84091833	FLC-Z/K-A607_100-P		green	green
SM premium	UPC	0.06/0.15		84095286	FLC-Z/K-H007_100-P		blue	blue
	APC			84095287	FLC-Z/K-H607_100-P		green	green
MM	PC	0.20/0.50		84091834	FLC-Z/K-B007_100-P		black	beige
OM3								aqua
OM4			heather violet					
		0.15/0.30		84127745	FLC-Z/K-A008_100-P			

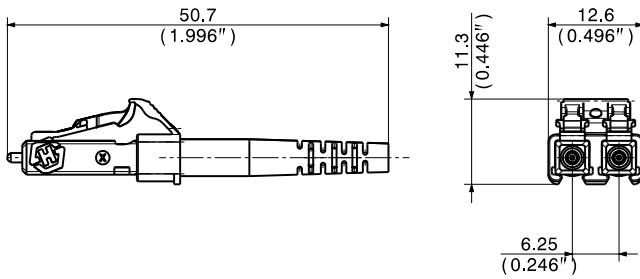


LC clips

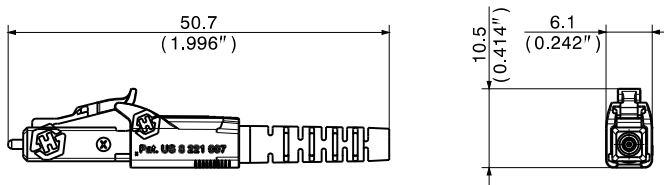
LC with classic clip simplex



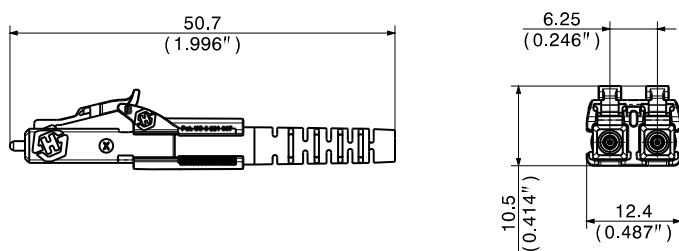
LC with classic clip duplex





LC with push-pull clip simplex





LC with push-pull clip duplex



Clip					
Connection	Colour	Item no.	Description	Packing unit	
Simplex	blue	23028176	FLC-CLIP-CLA-SIM-BU_100-P	100	
	green	23028180	FLC-CLIP-CLA-SIM-GN_100-P		
	beige	23028172	FLC-CLIP-CLA-SIM-BG_100-P		
	black	23028174	FLC-CLIP-CLA-SIM-BK_100-P		
	aqua	23034783	FLC-CLIP-CLA-SIM-TQ_100-P		
	heather violet	84125773	FLC-CLIP-CLA-SIM-HV_100-P		

Clip					
Connection	Colour	Item no.	Description	Packing unit	
Duplex	blue	23028166	FLC-CLIP-CLA-DUP-BU_100-P	100	
	green	23028168	FLC-CLIP-CLA-DUP-GN_100-P		
	beige	23028164	FLC-CLIP-CLA-DUP-BG_100-P		
	black	84027096	FLC-CLIP-CLA-DUP-BK_100-P		
	aqua	84086257	FLC-CLIP-CLA-DUP-TQ_100-P		
	heather violet	84125775	FLC-CLIP-CLA-DUP-HV_100-P		

Clip					
Connection	Colour	Item no.	Description	Packing unit	
Simplex	blue	84091875	FLC-CLIP-PP-SIM-BU_100-P	100	
	green	84091876	FLC-CLIP-PP-SIM-GN_100-P		
	beige	84091877	FLC-CLIP-PP-SIM-BG_100-P		
	black	84091878	FLC-CLIP-PP-SIM-BK_100-P		
	aqua	84091879	FLC-CLIP-PP-SIM-TQ_100-P		
	heather violet	84125777	FLC-CLIP-PP-SIM-HV_100-P		

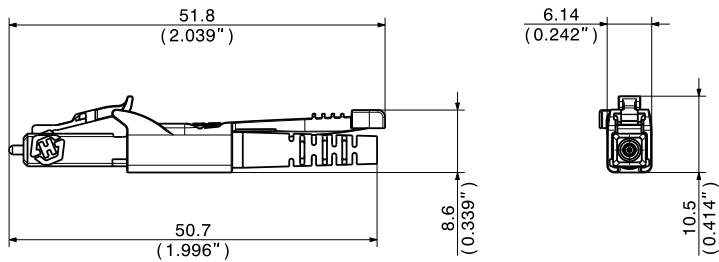
Clip					
Connection	Colour	Item no.	Description	Packing unit	
Duplex	blue	84091870	FLC-CLIP-PP-DUP-BU_100-P	100	
	green	84091871	FLC-CLIP-PP-DUP-GN_100-P		
	beige	84091872	FLC-CLIP-PP-DUP-BG_100-P		
	black	84091873	FLC-CLIP-PP-DUP-BK_100-P		
	aqua	84091874	FLC-CLIP-PP-DUP-TQ_100-P		
	heather violet	84125785	FLC-CLIP-PP-DUP-HV_100-P		

LC clips

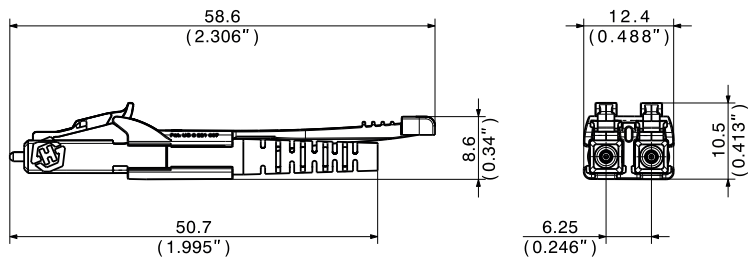
Clips with extended lever for highest packing density


The new innovations for highest packing density possibly. With its extended lever, efficient handling is possible also in fully equipped racks.


LC with HD clip simplex




LC with HD clip duplex



Simplex clip					
Connection	Colour	Item no.	Description	Packing unit	
Simplex	blue	85006324	FLC-CLIP-HD-SIM-BU_100-P	100	
Simplex	green	85006325	FLC-CLIP-HD-SIM-GN_100-P		
Simplex	beige	85006326	FLC-CLIP-HD-SIM-BG_100-P		
Simplex	black	85006330	FLC-CLIP-HD-SIM-BK_100-P		
Simplex	aqua	85006328	FLC-CLIP-HD-SIM-TQ_100-P		
Simplex	heather violet	85006329	FLC-CLIP-HD-SIM-HV_100-P		

Duplex clip					
Connection	Colour	Item no.	Description	Packing unit	
Duplex	black	85063911	FLC-CLIP-HD-DUP-BK_100-P	100	

LC pigtail




Features

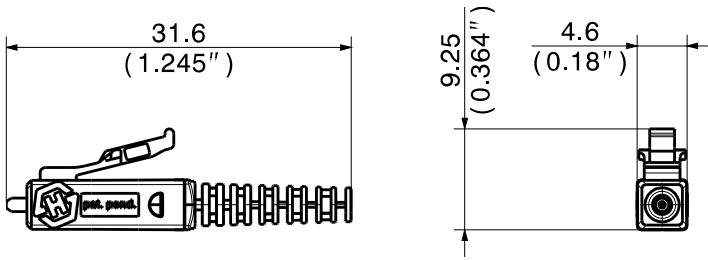
- High mechanical stability
- Colour-coded boot for good visibility also in mated condition

Specifications

Compliance	IEC 61754-20, TIA 604-10-A
Technology	full ceramic ferrule (1.25 mm)
Tuning	in 45° steps
Operating temperature	-40 to +85 °C
Flammability	UL 94 V-0
Durability	min. 1000 mating cycles
Connector types	single-mode UPC single-mode APC multimode/OM3/OM4


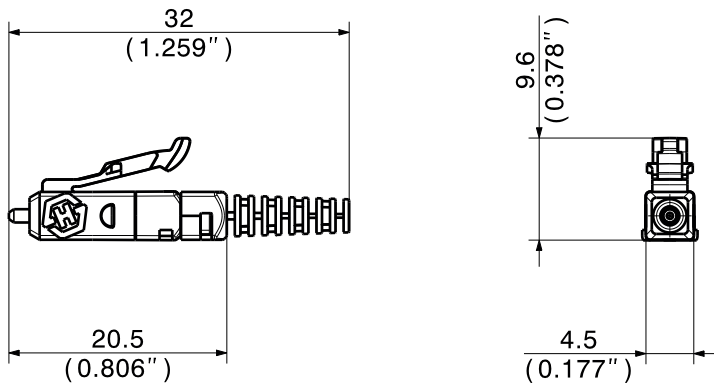


LC BTW – the pre-assembled pigtail



Connector				Assembly	
Type	Polishing	IL (dB)	Tensile load (N)	Boot colour	Ordering information
SM	UPC	≤ 0.3 (100 %)	5	blue	see Assembly catalogue
	APC			green	
G50/125	PC	0.25 (97 %)		beige	
G62.5/125				aqua	
OM3	0.15 (97 %)	heather violet			
OM4					

LC TB BTW pigtail connector



Connector								Assembly
Type	Polishing	IL (dB) mean/97 %	Tensile load (N)	Item no.	Description	Packing unit	Colour	Boot colour
SM	UPC	0.12/0.25	5	85001933	FLC-Z/K-A010_100-P	100	black	blue
	APC							green
SM premium	UPC	0.06/0.15		85029123	FLC-Z/K-H010_100-P			blue
	APC							green
G50/125 G62.5/125	PC	0.20/0.50		85005568	FLC-Z/K-B010_100-P			beige
OM3								aqua
OM4		0.15/0.30	85001933	FLC-Z/K-A010_100-P	heather violet			



LC-XD uniboot and LC-classic uniboot



Features

- Push-pull mechanism for best handling and highest packing density
- Patented (US 8.221.007)
- Sophisticated design for easy termination
- Short rigid length
- Polarity flipping without tool
- Compatible to standard and mini LC adapters and transceivers

Specifications

Compliance	IEC 61754-20, TIA 604-10-A
Technology	full ceramic ferrule (1.25 mm)
Tuning	in 45° steps
Operating temperature	-40 to +85 °C
Flammability	UL 94 V-0
Durability	min. 1000 mating cycles
Connector types	single-mode UPC single-mode APC multimode/OM3/OM4

The LC-XD uniboot provides a packing density up to 4032 fibers in one LISA XD system rack. The connector has an extended, rigid lever and an innovative push-pull mechanism. This allows an efficient handling despite highest packing density. Polarity flipping is possible without any tools.

LC-XD uniboot


Connector								Assembly
Type	Polishing	IL (dB) mean/97 %	Tensile load (N)	Item no.	Description	Packing unit	Colour	Clip colour
SM	UPC	0.12/0.25	70	85001933	FLC-Z/K-A010_100-P	100	black	blue
	APC							green
G50/125	PC	0.20/0.50		85005568	FLC-Z/K-B010_100-P			beige
OM3								aqua
OM4		0.15/0.30		85001933	FLC-Z/K-A010_100-P			heather violet

Divider				
Connection	Colour	Item no.	Description	Packing unit
Duplex uniboot	black	85001936	FLC-DIV-XD_100-P	100

Clip				
Connection	Colour	Item no.	Description	Packing unit
Duplex uniboot	blue	85001937	FLC-CLIP-XD-UNI-BU_100-P	100
	green	85001938	FLC-CLIP-XD-UNI-GN_100-P	
	beige	85001939	FLC-CLIP-XD-UNI-BG_100-P	
	black	85001942	FLC-CLIP-XD-UNI-BK_100-P	
	aqua	85001940	FLC-CLIP-XD-UNI-TQ_100-P	
	heather violet	85001941	FLC-CLIP-XD-UNI-HV_100-P	

Ordering information

Clip type	Item no.	Description	Colour	Packing unit
Label clip	85141483	FLC-LAB-CLP-XD_100-P	transparent	100




LC-classic uniboot

Connector								Assembly
Type	Polishing	IL (dB) mean/97 %	Tensile load (N)	Item no.	Description	Packing unit	Colour	Clip colour
SM	UPC	0.12/0.25	70	85001933	FLC-Z/K-A010_100-P	100	black	blue
	APC							green
G50/125	PC	0.20/0.50		85005568	FLC-Z/K-B010_100-P			beige
OM3								aqua
OM4		0.15/0.30		85001933	FLC-Z/K-A010_100-P			heather violet

Divider				
Connection	Colour	Item no.	Description	Packing unit
Duplex uniboot	black	85001936	FLC-DIV-XD_100-P	100

Clip				
Connection	Colour	Item no.	Description	Packing unit
Duplex uniboot	blue	85008310	FLC-CLIP-CLA-DUP-UNI-BU_100-P	100
	green	85008311	FLC-CLIP-CLA-DUP-UNI-GN_100-P	
	beige	85008312	FLC-CLIP-CLA-DUP-UNI-BG_100-P	
	black	85008317	FLC-CLIP-CLA-DUP-UNI-BK_100-P	
	aqua	85008313	FLC-CLIP-CLA-DUP-UNI-TQ_100-P	
	heather violet	85008314	FLC-CLIP-CLA-DUP-UNI-HV_100-P	





LC adapters



Features

- Two connections in one SC-shaped adapter
- One-piece design for highest precision
- Ceramic sleeves

Specifications

Compliance	IEC 61754-20, TIA 604-10-A
Technology	full ceramic sleeve
Operating temperature	-40 to +85 °C
Flammability	UL 94 V-0
Durability	min. 1000 mating cycles
Connector types	single-mode UPC single-mode APC multimode/OM3/OM4

LC adapters

Duplex, SC footprint, integrated fixing spring

	Adapter type	Colour	Item no.	Description	Packing unit
	SM	blue	84083886	FLC-FLC-A102-02_100-P	100
	SM	green	84090249	FLC-FLC-A602-02_100-P	
	MM	beige	84090245	FLC-FLC-A202-02_100-P	
	OM3	aqua	84090247	FLC-FLC-A302-02_100-P	
	OM4	heather violet	84125797	FLC-FLC-A402-02_100-P	

Duplex, SC footprint, integrated fixing spring, internal shutter

	Adapter type	Colour	Item no.	Description	Packing unit
	SM	blue	85002198	FLC-FLC-A104-02_100-P	100
	SM	green	85002200	FLC-FLC-A604-02_100-P	

Duplex, SC footprint, 2-hole flange

	Adapter type	Colour	Item no.	Description	Packing unit
	SM	blue	84097756	FLC-FLC-D101-02_100-P	100
	SM	green	84097822	FLC-FLC-D601-02_100-P	
	MM	beige	84097813	FLC-FLC-D201-02_100-P	
	OM3	aqua	84097814	FLC-FLC-D301-02_100-P	
	OM4	heather violet	84125808	FLC-FLC-D401-02_100-P	

Duplex, SC footprint, 2-hole flange, internal shutter

	Adapter type	Colour	Item no.	Description	Packing unit
	SM	blue	85002201	FLC-FLC-D104-02_100-P	100
	SM	green	85002203	FLC-FLC-D604-02_100-P	

Duplex, SC footprint, integrated fixing spring

Adapter dimensions	Installation dimensions

Duplex, SC footprint, integrated fixing spring, internal shutter

Adapter dimensions	Installation dimensions

Duplex, SC footprint, 2-hole flange

Adapter dimensions	Installation dimensions

Duplex, SC footprint, 2-hole flange, internal shutter

Adapter dimensions	Installation dimensions

LC adapters

Simplex, integrated fixing spring

	Adapter type	Colour	Item no.	Description	Packing unit
	SM	blue	23038611	FLC-FLC-A100_UP	n.a.
	SM	green	23038613	FLC-FLC-A600_UP	
	MM	beige	23038612	FLC-FLC-A200_UP	
	OM3				
OM4					

Quad, integrated fixing spring

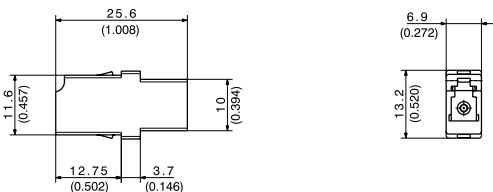
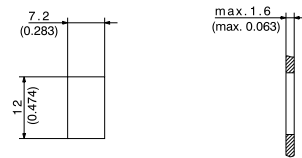
	Adapter type	Colour	Item no.	Description	Packing unit
	SM	blue	84065578	FLC-FLC-A100-04_UP	n.a.
	SM	green	84076447	FLC-FLC-A600-04_UP	
	MM	beige	84076440	FLC-FLC-A200-04_UP	
	OM3	aqua	84076446	FLC-FLC-A300-04_UP	
OM4	heather violet	84149087	FLC-FLC-A400-04_UP		

Duplex, integrated fixing spring

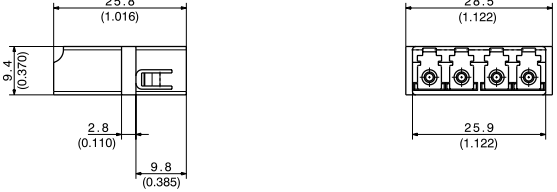
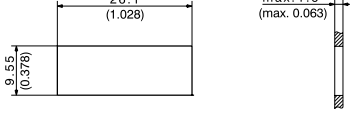
	Adapter type	Colour	Item no.	Description	Packing unit
	SM	blue	23028097	FLC-FLC-A100-02_100-P	100
	SM	green	23028099	FLC-FLC-A600-02_100-P	
	MM	beige	23028102	FLC-FLC-A200-02_100-P	
	OM3				
OM4					

All adapters with zirconia ceramic sleeves

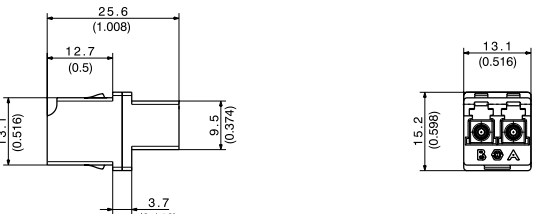
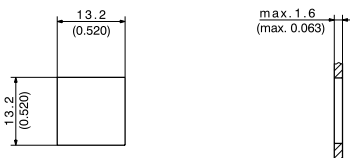
Simplex, integrated fixing spring

Adapter dimensions	Installation dimensions
 <p>Technical drawings of the Simplex adapter showing side and top views with dimensions:</p> <ul style="list-style-type: none"> Side view dimensions: 25.6 (1.008), 11.6 (0.457), 1.0 (0.394), 12.75 (0.502), 3.7 (0.146) Top view dimensions: 6.9 (0.272), 13.2 (0.520) 	 <p>Technical drawings of the Simplex installation showing dimensions for the spring and wire:</p> <ul style="list-style-type: none"> Spring dimensions: 7.2 (0.283), 12 (0.474) Wire dimensions: max. 1.6 (max. 0.063)

Quad, integrated fixing spring

Adapter dimensions	Installation dimensions
 <p>Technical drawings of the Quad adapter showing side and top views with dimensions:</p> <ul style="list-style-type: none"> Side view dimensions: 25.8 (1.016), 9.4 (0.370), 2.8 (0.110), 9.8 (0.385) Top view dimensions: 28.5 (1.122), 25.9 (1.122) 	 <p>Technical drawings of the Quad installation showing dimensions for the spring and wire:</p> <ul style="list-style-type: none"> Spring dimensions: 26.1 (1.028), 9.55 (0.378) Wire dimensions: max. 1.6 (max. 0.063)

Duplex, integrated fixing spring

Adapter dimensions	Installation dimensions
 <p>Technical drawings of the Duplex adapter showing side and top views with dimensions:</p> <ul style="list-style-type: none"> Side view dimensions: 25.6 (1.008), 12.7 (0.5), 13.1 (0.516), 9.5 (0.374), 3.7 (0.146) Top view dimensions: 13.1 (0.516), 15.2 (0.598) 	 <p>Technical drawings of the Duplex installation showing dimensions for the spring and wire:</p> <ul style="list-style-type: none"> Spring dimensions: 13.2 (0.520), 13.2 (0.520) Wire dimensions: max. 1.6 (max. 0.063)

HUBER+SUHNER AG
Fiber Optics
Degersheimerstrasse 14
9100 Herisau
Switzerland
Phone +41 71 353 41 11
hubersuhner.com

HUBER+SUHNER is certified to ISO 9001, ISO 14001, IATF 16949 and IRIS.

Waiver

The facts and figures provided herein are for information only and do not represent any warranty of any kind.