

AI data center connectivity

Edition 2025/06

Discover how our solutions simplify your AI infrastructure

HUBER+SUHNER's advanced connectivity solutions empower your Artificial Intelligence(AI) data center to achieve unparalleled performance with innovative high-speed interconnects and robust network infrastructure. Our meticulously engineered products deliver exceptional data transfer rates, reduced latency, and enhanced reliability, ensuring your AI operations run smoothly and efficiently.

Designed with future AI requirements in mind, our versatile and scalable solutions seamlessly integrate into your evolving data center environment. Additionally, our dedicated team of experts excels at developing customized solutions tailored to your specific needs, enabling you to optimize your AI capabilities, secure your technology investment, and focus on driving breakthrough innovations.



Optimize your space

Make the most out of your space with high-density cable management solutions that keep it neat and organised.



Boost your performance

Improve the performance of your system by deploying simple solutions that are easy to maintain and manage.




Hassle-free procurement

Benefit from our one-stop-shop offering for all AI cabling solutions.

More to explore

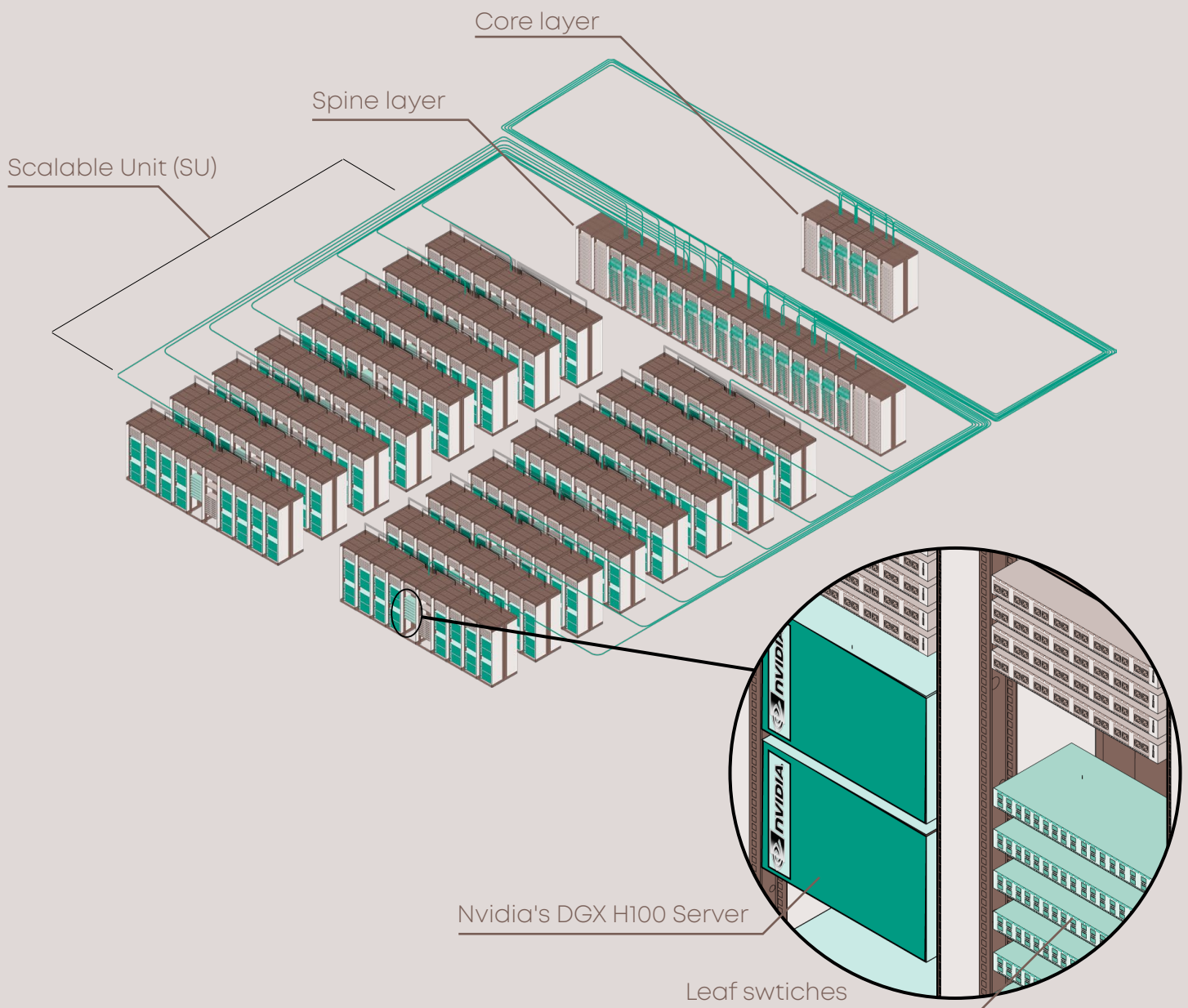
For more information on our entire portfolio of data center products, check out the HUBER+SUHNER data center catalogue.



AI data center zones

Within our AI data center portfolio, we deliver connectivity solutions engineered specifically for scalable units, spine layers, and core layers. By integrating our high-performance transceivers, fiber cable assemblies and cable management systems into your AI-optimized topology, you create a simplified, resilient, and upgradeable network infrastructure designed to support advanced AI applications.

In a typical AI data center deployment, scalable units are constructed from high-performance DGX servers, Quantum QM9700 leaf switches, and supporting management equipment. These components are interconnected using our state-of-the-art connectivity products, which ensure seamless and reliable data transmission. These scalable units feed into the spine layer, where high-capacity spine switches aggregate and efficiently route the data traffic. This spine layer is then linked to the core layer, delivering centralized, robust connectivity that ties the entire topology together for optimal performance and rapid data processing.



Contents

Overview	5
Direct-connect	7
Duplex to duplex	
Parallel to duplex	
Parallel to parallel	
Understanding cabling within a Scalable Unit (SU)	10
Inter-connect	12
Duplex to duplex	
Duplex to duplex	
Products	16
IANOS® transition module	17
IANOS® patch module	18
IANOS® chassis	19
IANOS® accessories	19
Parallel transceivers	20
MTP jumpers	22
Duplex assemblies	24
Optipack trunk	26
Optipack harness	27
Optipack Conversion harness	28
Cleaning tools	29

Most AI data centers use a leaf-spine architecture where leaf switches connect directly to servers and pass data on to spine switches. This setup minimizes delays and maximizes bandwidth, which is essential for AI and HPC environments. HUBER+SUHNER's MTP jumpers offer a high-density, low-loss connection that ensures data moves quickly and efficiently from DGX servers to leaf switches, while the plug-and-play design keeps deployment simple


By integrating HUBER+SUHNER's cabling solutions, AI data centers can efficiently handle growing data loads, reduce latency, and easily scale their infrastructure to meet future challenges.



Building blocks

Modules and panels

Modules are needed to build permanent links between racks. They provide adapter interfaces to the end of the cables which connect the modules. Modules come in different types and sizes.




Patch modules

MTP or LC both from rear and front. To be used with MTP jumpers and duplex assemblies.



Transition modules

MTP at the rear and LC duplex at front. To be used with MTP jumpers. Allows rapid connections without the need for splicing.




Patch panels and accessories

Patch panels are enclosures for modules of different sizes and numbers. Typically they are mounted on the top of the racks.


Transceivers

Transceivers are the interface between equipment and structured cabling. Which transceiver is used is determined by which equipment is being connected. At the same time it is important that your structured cabling setup matched the specific transceivers in your system (type of connector, singlemode or multimode as well as operating distance. An important consideration in cabling is the distinction between duplex and parallel transceivers, as each requires different cables.



Duplex transceivers


These transceivers use a singlemode fiber pair and usually have LC duplex interface.



Parallel transceivers


These transceivers normally use 8 fibers, 4 for transmit, 4 for receive. Depending on the distance they are for multimode or singlemode fiber.

Patch cords and assemblies




MTP jumpers

To be used for point-to-point connection or outside the rack with transition modules and patch modules to build links between racks.



Duplex assemblies


To be used inside racks for in-rack and direct-connections and also together with patch modules to build links between racks



Harness cables

Connect parallel to 4 duplex transceivers. To be used in direct-connect breakout applications scenarios inside the same rack or different.

Tools



Cleaning tools

Tools to clean end faces of fibers if needed.

Introduction

The rapid growth of artificial intelligence (AI) and machine learning (ML) is transforming industries and placing new demands on data center infrastructure. AI workloads require massive amounts of data processing, pushing data centers to adopt advanced network architectures that deliver exceptional speed, scalability, and efficiency. To keep up with these demands, high-speed and high-bandwidth solutions are crucial for enabling smooth communication between servers, storage systems, and computing components.

HUBER+SUHNER provides a versatile range of transceivers, cable assemblies, and structured cabling solutions specifically designed to meet the challenges of AI-driven applications. Built for outstanding performance, reliability, and scalability, our products help data centers manage complex AI workloads with ease while ensuring top-notch operational efficiency.

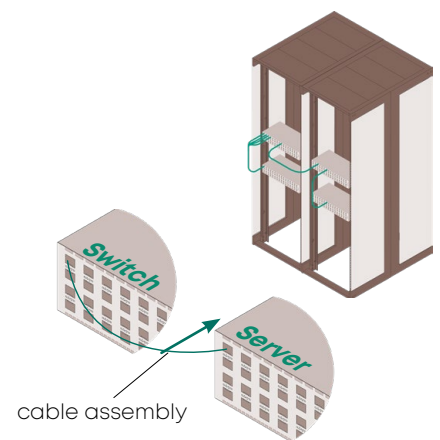
Cabling scenarios

Direct-connect

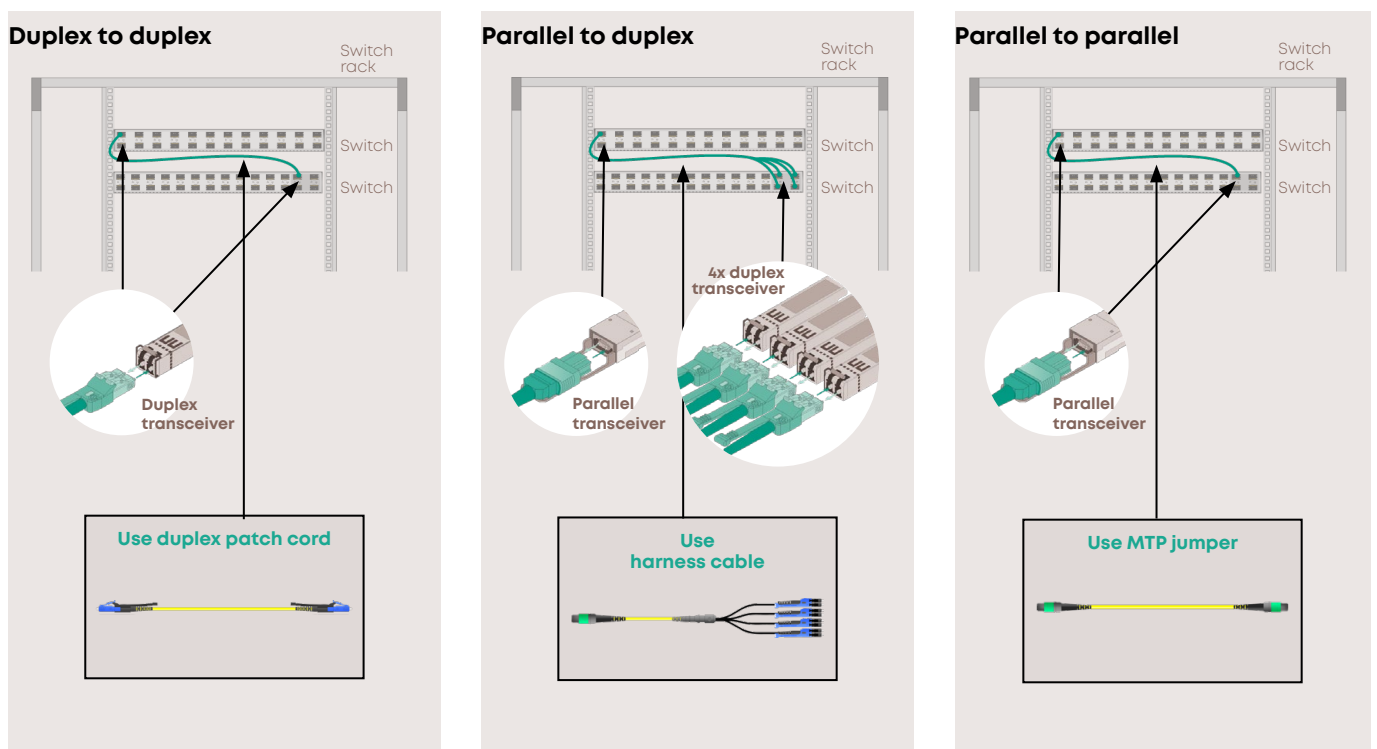
800G and 400G applications

It is referred to as the direct connection between equipment within the same or adjacent racks.

It typically involves point-to-point cabling to connect servers to leaf switches or connecting two switches within the same rack or row.



Direct-connect links for different types of transceivers



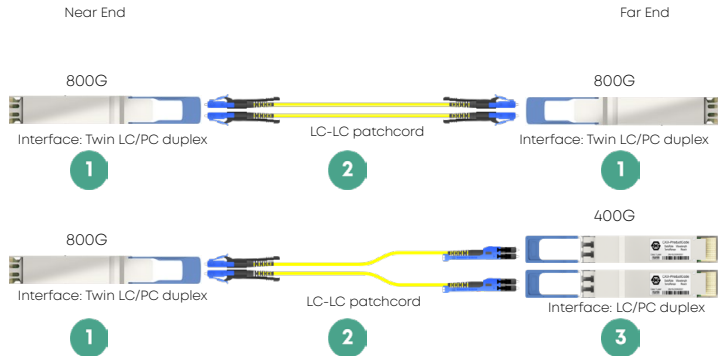
Duplex to duplex

Case 1

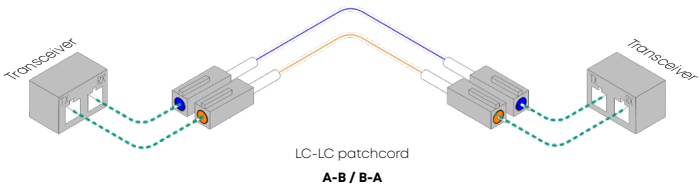
- 800G to 800G connection
- LC-XD uniboot patchcord
- Singlemode & multimode

Case 2

- 800G to 2x 400G connection
- LC-XD uniboot patchcord
- Singlemode & multimode



Polarity




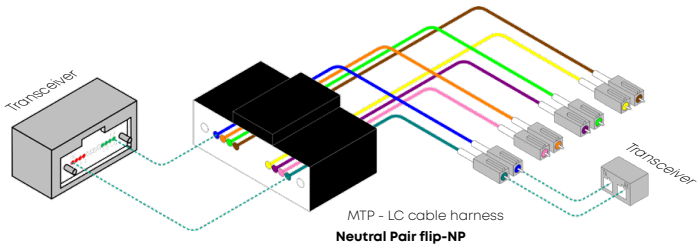
Parallel to duplex

Case 1

- 400G to 4x 100G connection
- MTP-LC cable harness
- Singlemode & multimode



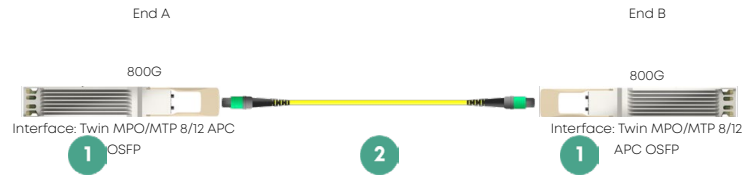
Polarity



Parallel to parallel

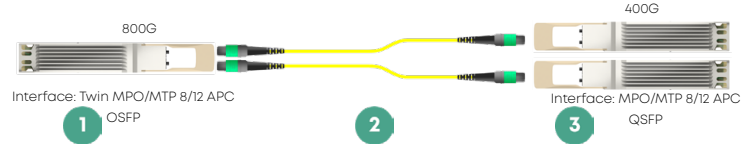
Case 1

- 800G to 800G
- MTP12 female to MTP12 female jumper
- Singlemode & Multimode




Case 2

- 800G to 2X400G
- MTP12 female to MTP12 female jumper
- Singlemode & Multimode

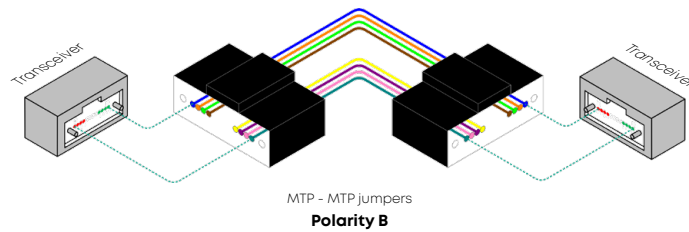


Case 3


- 800G to 4X200G
- MTP12 female to MTP12 female conversion harness
- Singlemode & Multimode



Polarity



1



800G twin-port OSFP

CQS-939A03
CQM-939A04
2x400Gb/s, dual MPO 8/12 APC, SM/MM

2



MTP jumper

MB12_M1AF_M1AF_A230y_zz2_BB
MB12_M1AF_M1AF_A130y_zz2_BB
MB12_M1AF_M1AF_A130y_zz2_LLx
MTP12 female to MTP12 female, APC, 3mm, polarity B, both LSH & OFNR

3



400G QSFP112

COS-10A03NVI-13
CQM-10A03NVI-15
single port QSFP MPO 8/12 APC, both SM & MM

4



Optipack Conversion Harness(MTP-MTP)

OCSX-RF0zzzD-0000MF-5280MF
OCSX-RF4zzzD-0000MF-5280MF
Optipack Conversion Harness, 8F, 1 x MTP12-Female (F) to 2xMTP12-Female (F), with fan-out 60cm

5



MTP-LC cable harness

CHDBNPL-DB0zzzF-0000MF-3100LPz
CHDBNPL-DB4zzzF-0000MF-3100LP
8F, SM, 1xMTP8 female to 4xLC-XD6, Polarity NP, fan-out 100cm

Understanding cabling within a Scalable Unit (SU)

In AI data centers, a Scalable Unit (SU) is a modular and standardized infrastructure block that includes compute, storage, and networking resources optimized for AI workloads. It allows data centers to expand incrementally by adding more units, ensuring consistent performance as demand grows. SUs typically include high-performance GPUs, TPUs, or AI accelerators, along with high-speed networking for low-latency communication. They enable seamless horizontal scaling and efficient workload management, making it easier to handle large-scale AI tasks like training and inference.

1 SU contains 32 Nodes/Server and 1 Server has 8 GPUs. Each of the server (DGX) has 4 compute dual ports(OSFP interface). Each GPU is connected to these ports. The number of leaf switches, spine switches or core switches will depend on how large is the cluster or POD in a network.

DGX SuperPOD is designed for large-scale AI deployments, offering extensive computational power through numerous DGX systems, advanced networking, and integrated software, making it ideal for enterprises handling massive AI workloads. DGX SuperPOD configurations utilize networks:

- Compute (we discuss only compute networks in this document)
- Storage
- In-Band management
- Out-of-Band mangement

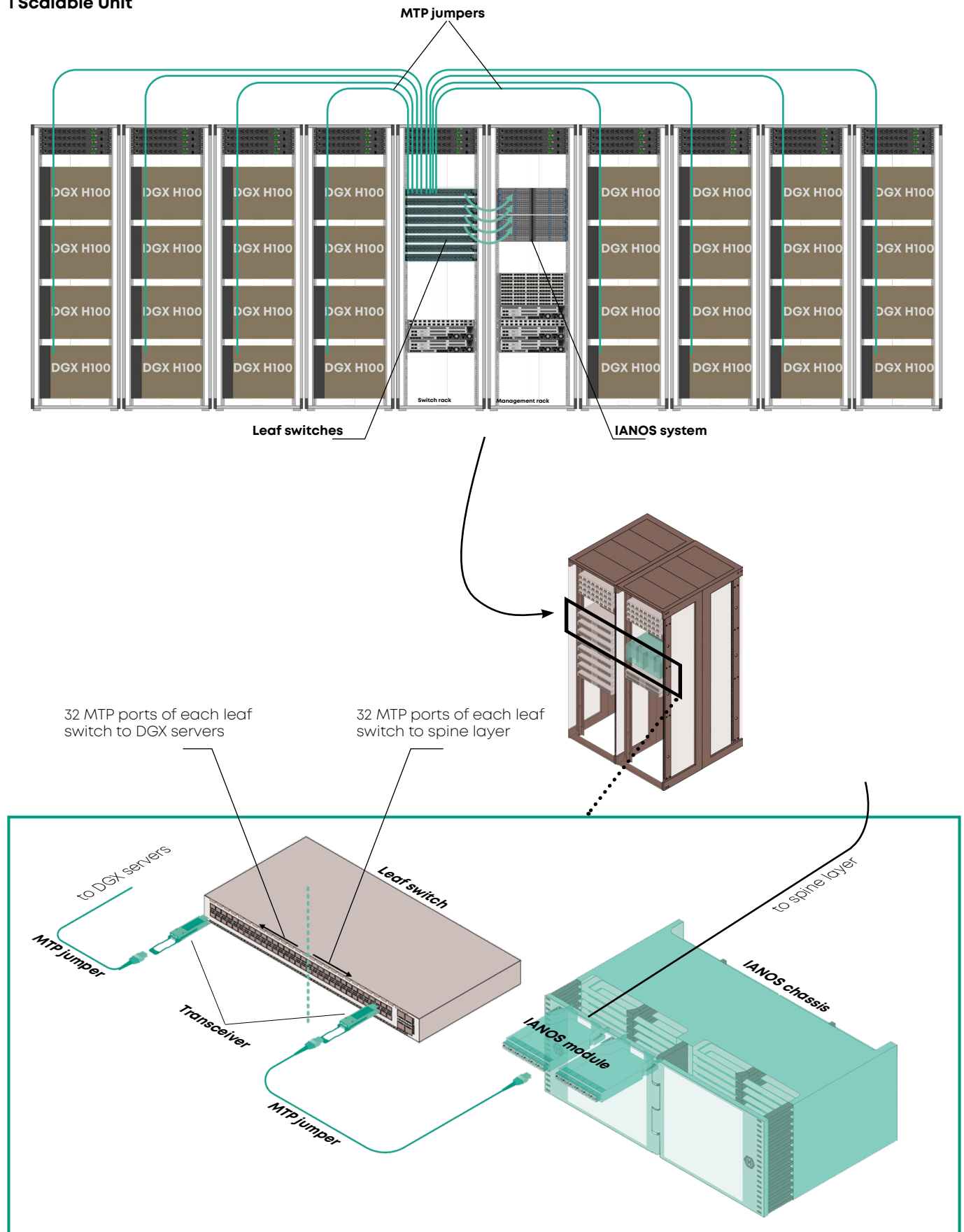
The compute ports have twin MPO 8/12 interface each 400Gb/s, therefore a server has 8 MPO interfaces. These connections could be both singlemode or multimode.

And each leaf switch has 64ports (32ports used to connect DGX server & rest 32ports to connect spine switch in spine layer). **It is generally seen that point-to-point or direct cabling is used connecting the server and leaf switches within a scalable unit.**

In here if we consider 16 SU, the number of servers needed are 512 and therefore the GPU count is 4096. Also the leaf switch and spine switch count should be 128 each. The below table is the reference for different SU count and their respective cable count needed.

SU count	Node count	GPU count	Infiniband switch count			Cable count		
			Leaf	Spine	Core	Node-Leaf	Leaf-Spine	Spine-Core
4	128	1024	32	16	-	1024	1024	1024
8	256	2048	64	32	-	2048	2048	2048
16	512	4096	128	128	64	4096	4096	4096
32	1024	8192	256	256	128	8192	8192	8192
64	2048	16384	512	512	256	16384	16384	16384

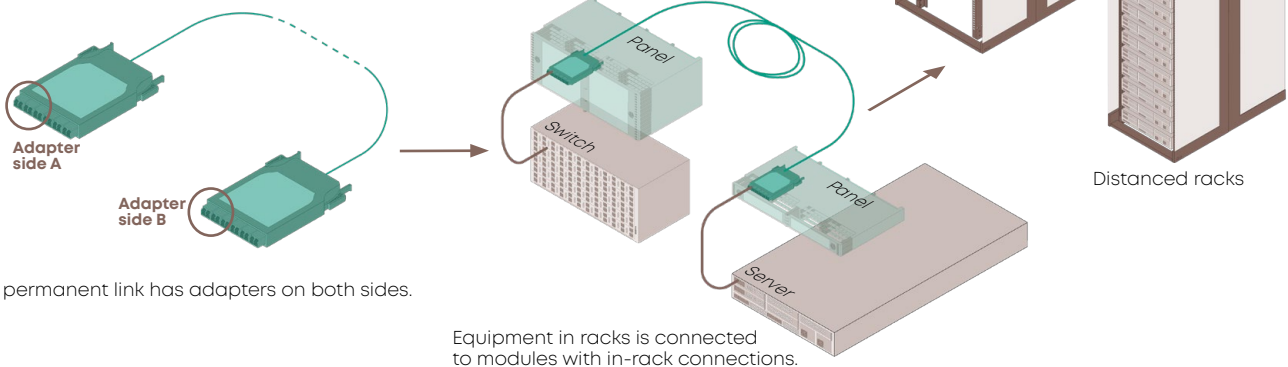
1 Scalable Unit



Inter-connect

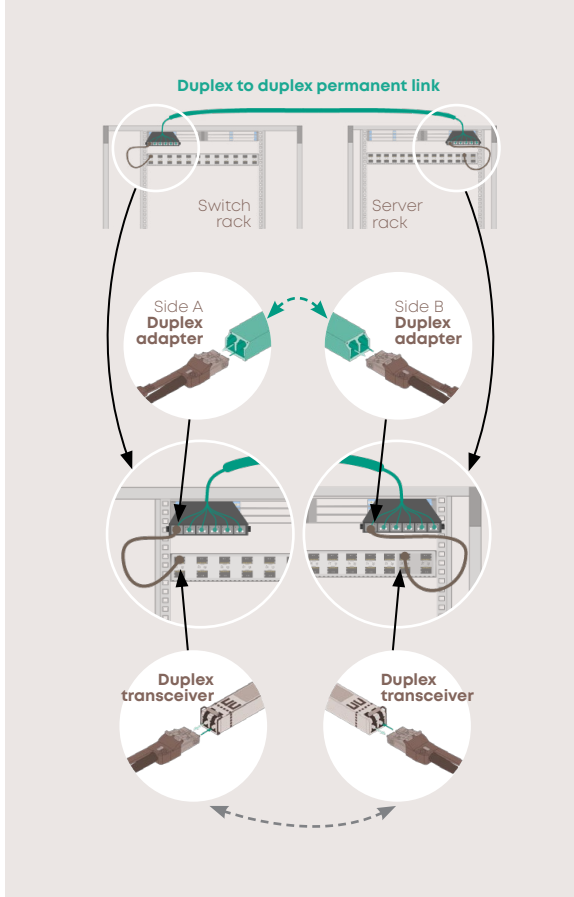
Apply this for connections between equipment in distanced racks by adding permanent links. For example, connect a spine switch with leaf switches. Or end of row switch with servers. The connection is done via panels.

Permanent link between modules in distant racks.

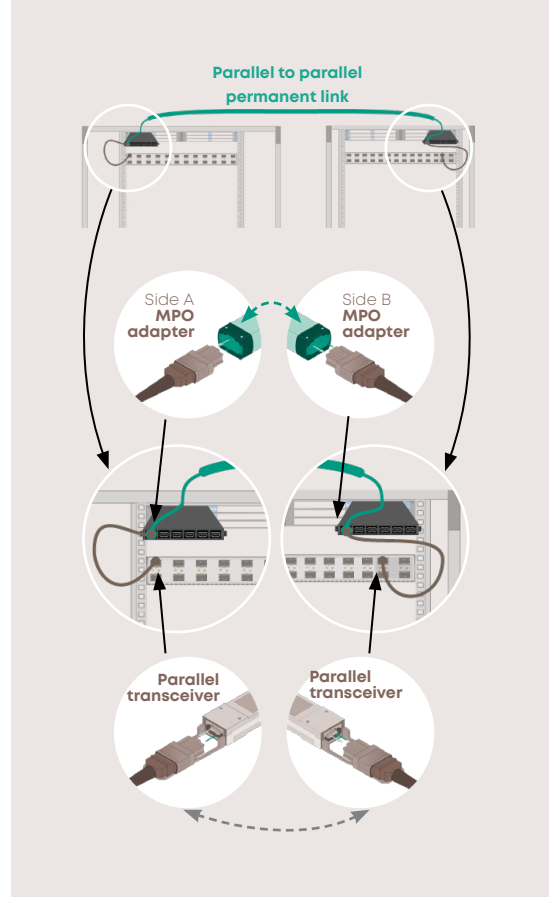


Permanent links for different types of transceivers

Duplex to duplex

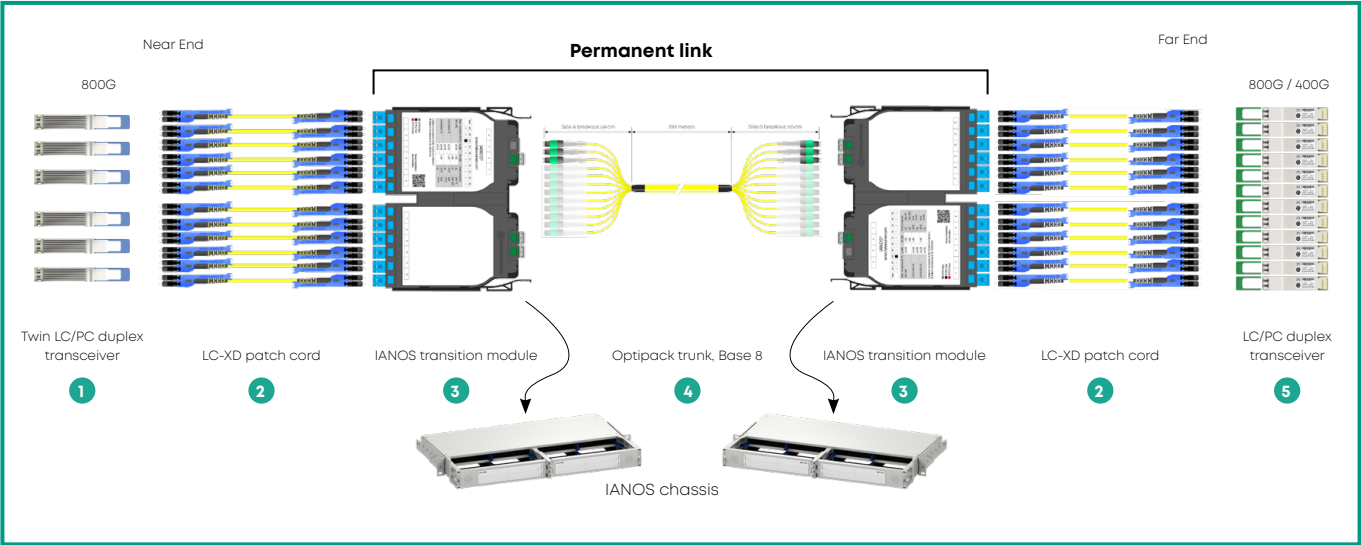


Parallel to parallel

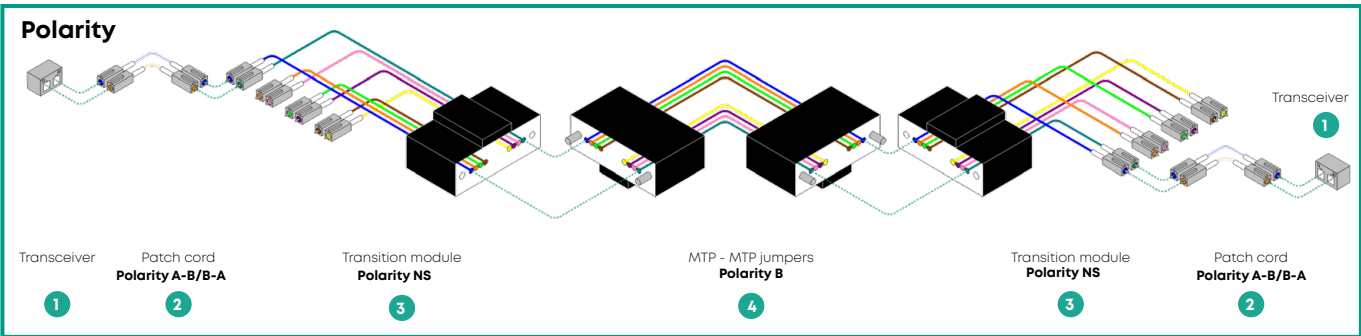


Duplex to duplex

Permanent link with 'IANOS transition module'



The twin LC/PC duplex transceiver is connected to two LC-XD patch cord, which is connected to the permanent link (transition module+optipack trunk+transition module) on both near end & far end. Connection between two switches (leaf to spine/spine to core) follow this application.



1

800G OSFP112 FR4
OC8-200A04NV11-B
2km, 1310nm, 2x LC/PC duplex, singlemode, PAM4

2

LC duplex patch cord
LC uniboot push-pull XD to LC uniboot push-pull XD, duplex round 2.1mm, A-B / B-A

3

IANOS transition module (MTP-LC)
85072956 ITD-12-LCUD-03-08CF-SM-NS-00WW
85072955 ITD-12-LCWD-03-08AF-CL-NS-00UJ
85262627 ITD-12-LCWD-03-08AF-CL-NS-00UJ
Double size, base-12, front 12x LCD adapter, rear 2x MTP12, non-pinned, fiber allocation NS

4

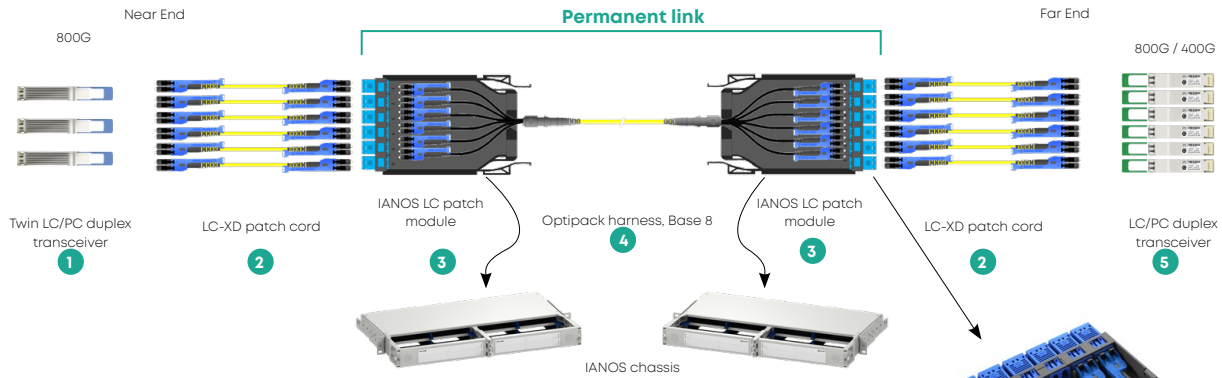
Optipack trunk, 144f
OT12CBL-CA02ZF-5060MM-5060MM
OT12CBL-CA02ZF-5060MM-5060MM
OT12CBL-CA02ZF-5060MM-5060MM
144f, 12xMTP12 male to 12xMTP12 male, polarity B, fan-out 60cm

5

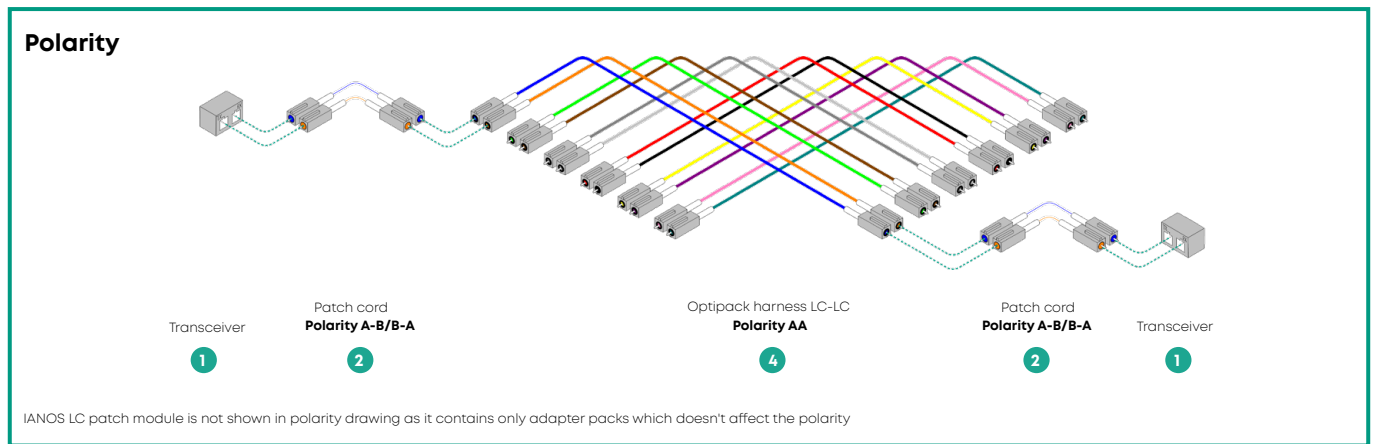
400G QSFP FR4
OC8-100A04
2km, 1310nm, 2x LC/PC duplex, singlemode, PAM4

Duplex to duplex

Permanent link with 'IANOS patch module'



The twin LC/PC duplex transceiver is connected to two LC-XD patch cord, which is connected to the permanent link (patch module + LC-LC optipack harness + patch module) on both end A and end B. Connection between two switches (leaf to spine/spine to core) follow this application.



1

800G OSFP112 FR4
COS-200A04NV11-13
2km, 1310nm, 2x LC/PC duplex, singlemode, PAM4

2

LC duplex patch cord
LC uniboot push-pull XD to LC uniboot push-pull XD, duplex round
21mm, A-B / B-A

3

IANOS transition module (MTP-LC)
85072956 ITD-12-LCUD-03-08CF-SM-NS-00WW
85072955 ITD-12-LCMD-03-08AF-O4-NS-00UJ
85262627 ITD-12-LCMD-03-08AF-O4-NS-00UJX
Double side, base-12, front 12x LCD adapter, rear 2x MTP12, non-pinned, fiber allocation NS

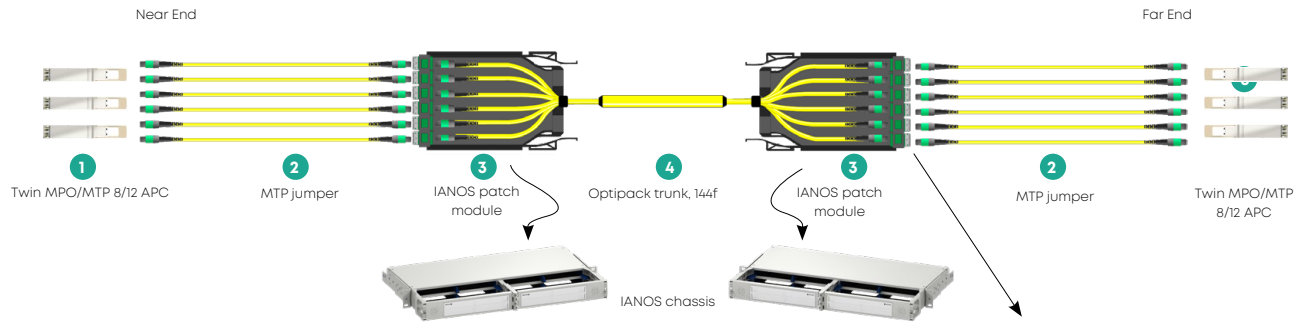
4

Optipack trunk, 144f
OT12CBL-CA02ZF-5060MM-5060MM
OT12CBL-CA02ZF-5060MM-5060MM
OT12CBL-CA02ZF-5060MM-5060MM
144f, 12xMTP12 male to 12xMTP12 male, polarity B, fan-out 60cm


5

400G QSFP FR4
CQS-100A04
2km, 1310nm, 2x LC/PC duplex, singlemode, PAM4

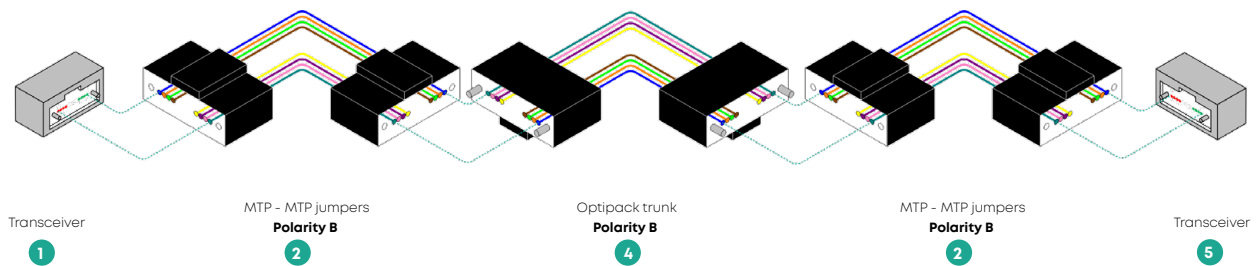
Parallel to parallel



This structure is most appropriate to connect leaf to spine switches and also spine to core switches when they are placed in different location within the datacenter. The twin MTP transceiver is connected to MTP jumper, which is connected to the permanent link (MTP patch module + optipack trunk + MTP patch module) and routed to twin MTP transceiver at far end



Polarity



1

800G twin-port OSFP
CQ5-937A03
CQM-937A04
2x400Gb/s, dual MPO 8/12 APC, SM/MM

2

MTP jumper
MB12_MTAF_MTAF_A230y_zz_z_BB MB12_MTAF_MTAF_OA30y_zz_z_LL
MB12_MTAF_MTAF_A230R_zz_z_BB MB12_MTAF_MTAF_OA30R_zz_z_LL
MTP12 female to MTP12 female, APC, 3mm, polarity B, both LSPH & QFNH

3

IANOS patch module (MTP-MTP)
85120911 IPS-06-08AF-00-0000-00-00-0000
Patch module for MTP to MTP connection, single size, base-8, 6x MTP8 adaptors, SM/MM

4

Optipack trunk, 144f
OT12CBL-CA02ZF-5060MM-5060MM
OT12CBL-CA02ZF-5060MM-5060MM
OT12CBL-CA02ZF-5060MM-5060MM
144f, 12xMTP12 male to 12xMTP12 male, polarity B, fan-out 60cm

5

400G QSFP112
CQ5-101A03NV11-13
CQM-101A03NV11-15
single port QSFP, MPO 8/12 APC, both SM & MM




IANOS[®] transition module

IANOS transition modules are built using fiber optic assembly, which transitions the MTP female at the rear side inside of the module to the LC duplex on the front side. Transition modules are used to build various plug-and-play structured cabling permanent links.

Transition modules are available in single or double versions and can be of Base-8 or Base-12e methods.

Modules are compatible with MTP-12 fiber jumpers or MTP-MTP trunk cable systems of matching fiber type.



Applications

Base-8 transition modules

- Duplex to duplex interconnection with MTP trunk & transition module as permanent link




Features

- Fast tool-less snapping in to a chassis from front or rear
- Optical low-loss performance
- Compatible with any IANOS chassis
- Factory cleaned, tested

Double transition module Base-8



Technical data

Fiber assembly type	3x transition circuits Base-8		
Type of fiber	E9/125A2, ITU-T G.657.A2	G50/125-OM4, ITU-T G.651.1 Bend-optimized	G50/125-OM4, ITU-T G.651.1 Bend-optimized
Number of fibers	24		
Front	12x LC UPC duplex (blue)	12x LC duplex (heather violet)	12x LC duplex (aqua)
Rear	3x MPO adapter (type A: key up/key down), green body, with MTP-8 female connector. Adapter has grey shroud.	3x MPO reversable adapter (default: type A, key up/key down), black body with MTP-8 APC female connector. Adapter has grey shroud.	3x MPO reversable adapter (default: type A, key up/key down), black body with MTP-8 APC female connector. Adapter has grey shroud.
Insertion loss	Max. 0.50 dB (for each fiber, both connectors included)	Max. 0.35 dB (for each fiber, both connectors included)	Max. 0.35 dB (for each fiber, both connectors included)
Return loss	Min. 50 dB (for each fiber, both connectors included)	Min. 30 dB (for each fiber, both connectors included)	Min. 30 dB (for each fiber, both connectors included)
Polarity	Universal polarity NS (Type U1 as per TIA-568.3-E)		
Ordering information	85072956 ITD-12-LCUD-03-08CF-SM-NS-00WW 	85264021 ITD-12-LCMD-03-08XF-O4-NS-00UU 	85264038 ITD-12-LCQD-03-08XF-O4-NS-00UU 

IANOS® patch module



IANOS patch modules allow MTP and LC jumpers or patch cables to be connected directly to patch cords.

Duplex patching modules provide a fast plug-and-play alternative to transition or splice termination methods, and the MPO module is designed to support various application with parallel optics.

Applications

- Duplex patch modules
- Duplex to duplex permanent link
 - Parallel to parallel permanent links

Features



- Fast tool-less snapping in to a chassis from front or rear
- Lid for additional identification
- Compatible with any IANOS chassis

MPO patch modules



Technical data	
Front	6x MPO reversable adapters (suitable for both singlemode and multimode). Black adapter with grey shroud.
Ordering information	85120991 IPS-06-08AF-00-0000-00-00-0000

Duplex patch modules



Technical data			
Front	6x LC UPC duplex (blue)	6x LC duplex (heather violet) (rest of world)	6x LC duplex (aqua) (Americas)
Ordering information	85072924 IPS-06-LCUD-00-0000-SM-00-0000	85073355 IPS-06-LCMD-00-0000-O4-00-0000	85260628 IPS-06-LCQD-00-0000-O4-00-0000

IANOS® chassis




The IANOS chassis comes in a standard design and is suitable for applications where connections to servers and switches are required in the same or adjacent racks.

It is mounted in a network cabinet which could contain IANOS single module or IANOS double module

For more information about the IANOS chassis, please visit the official website at the following link **IANOS chassis**

IANOS® accessories



IANOS-CABLE-MANAGER-FRONT-1U
used in 750+ wide cabinets



IANOS-REAR-CABLE-MGR-1U-T4
used in 600+ wide cabinets



IANOS-REAR-CABLE-MGR-1U-T4
used in 600+ wide cabinets

Technical data			
Description	IANOS cable manager front, 1U	IANOS rear cable manager, 1U, grey	IANOS rear cable manager, 1U, grey
Ordering information	85108769 IANOS-CABLE-MANAGER-FRONT-1U	85069473 IANOS-REAR-CABLE-MGR-1U-T4	85107331 IANOS-LITE-REAR-CAB-MGR-1U-T4

Parallel transceivers

Parallel transceivers are ideal for short-reach applications in AI datacenters, offering a cost-effective alternative to duplex transceivers. Their simplified design—eliminating the need for multiplexers, DSPs, and complex lasers—reduces both component costs and power consumption.

SR4 models utilize multimode fiber, while DR4 models are designed for singlemode fiber.



- Singlemode

800G OSFP112 2×400G DR4 MPO APC

400G OSFP112 2×400G FR4 LC duplex

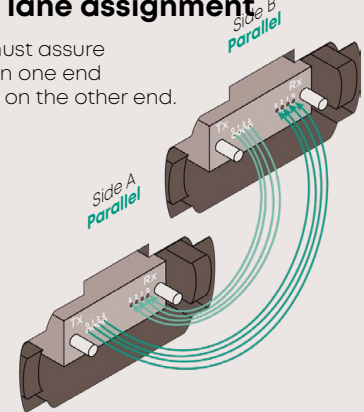
- Multimode

800G OSFP112 2×400G SR4 MPO APC

Parallel transceiver's lane assignment

Structured cabling scenarios must assure that Tx and Rx of transceivers on one end are connected to the Tx and Rx on the other end.


Side A	Side B
Tx 0	Rx 0
Tx 1	Rx 1
Tx 2	Rx 2
Tx 3	Rx 3
Rx 3	Tx 3
Rx 2	Tx 2
Rx 1	Tx 1
Rx 0	Tx 0



Duplex transceivers

Duplex transceivers are ideal for longer-distance links, requiring just a pair of fibers—one for transmit and one for receive. They typically use singlemode fiber and feature LC duplex connectors, making them a standard choice in scalable, flexible network architectures such as leaf-spine switch topologies.

Below are the most commonly used Ethernet transceivers with LC duplex interfaces

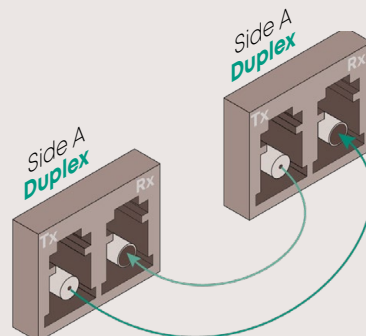


- Singlemode

400G OSFP112 FR4 LC duplex

Duplex transceiver's lane assignment

Structured cabling scenarios must assure that Tx and Rx of duplex transceivers on one end are connected to Tx and Rx on the other end.



Side A	Side B
Tx A	Rx B
Rx A	Tx B

Transceiver Specifications Overview

Description	Form Factor	Reach	NVIDIA Part Number	HUBER+SUHNER Part Number
2×400Gb/s 2×FR4 Singlemode	Twin-port OSFP Dual LC Duplex	2km 7W	MMS4X50-NM	COS-200A04NV11-13
400Gb/s FR4 Singlemode	Single port QSFP LC Duplex	2km 10W	MMS1V50-WM	CQS-100A04
2×400Gb/s 2×DR4 Singlemode	Twin-port OSFP Dual MPO-8/12/APC	100m 17W	MMS4X00-NS (Finned top)	COS-204A03NV11-13
			MMS4X00-NS-FLT (Flat top)	COS-203A03NV11-13
		500m 17W	MMS4X00-NM (Finned top)	COS-202A03NV11-13
			MMS4X00-NM-FLT (Flat top)	COS-201A03NV11-13
400Gb/s DR4 Singlemode	Single-port OSFP MPO-8/12/APC	100m 9W	MMS4X00-NS400	COS-101A03NV11-13
200Gb/s DR4 Singlemode	Single-port OSFP MPO-8/12/APC	100m 17W	QSFP112 MMS1X00-NS400	CQS-110A03NV11-13
2×400Gb/s 2×SR4 Multimode	Twin-port OSFP Dual MPO-8/12/APC	50m 17W	MMA4Z00-NS (Finned top)	COM-201A02NV11-85
			MMA4Z00-NS-FLT (Flat top)	COM-200A02NV11-85
400Gb/s SR4 Multimode	Single-port OSFP MPO-8/12/APC	50m 17W	OSFP MMA4Z00-NS400	COM-100A02NV11-85
200Gb/s SR4 Multimode	Single-port OSFP MPO-8/12/APC	50m 17W	QSFP112 MMA1Z00-NS400	CQM-102A02NV11-85


Click to see more transceivers



MTP jumpers

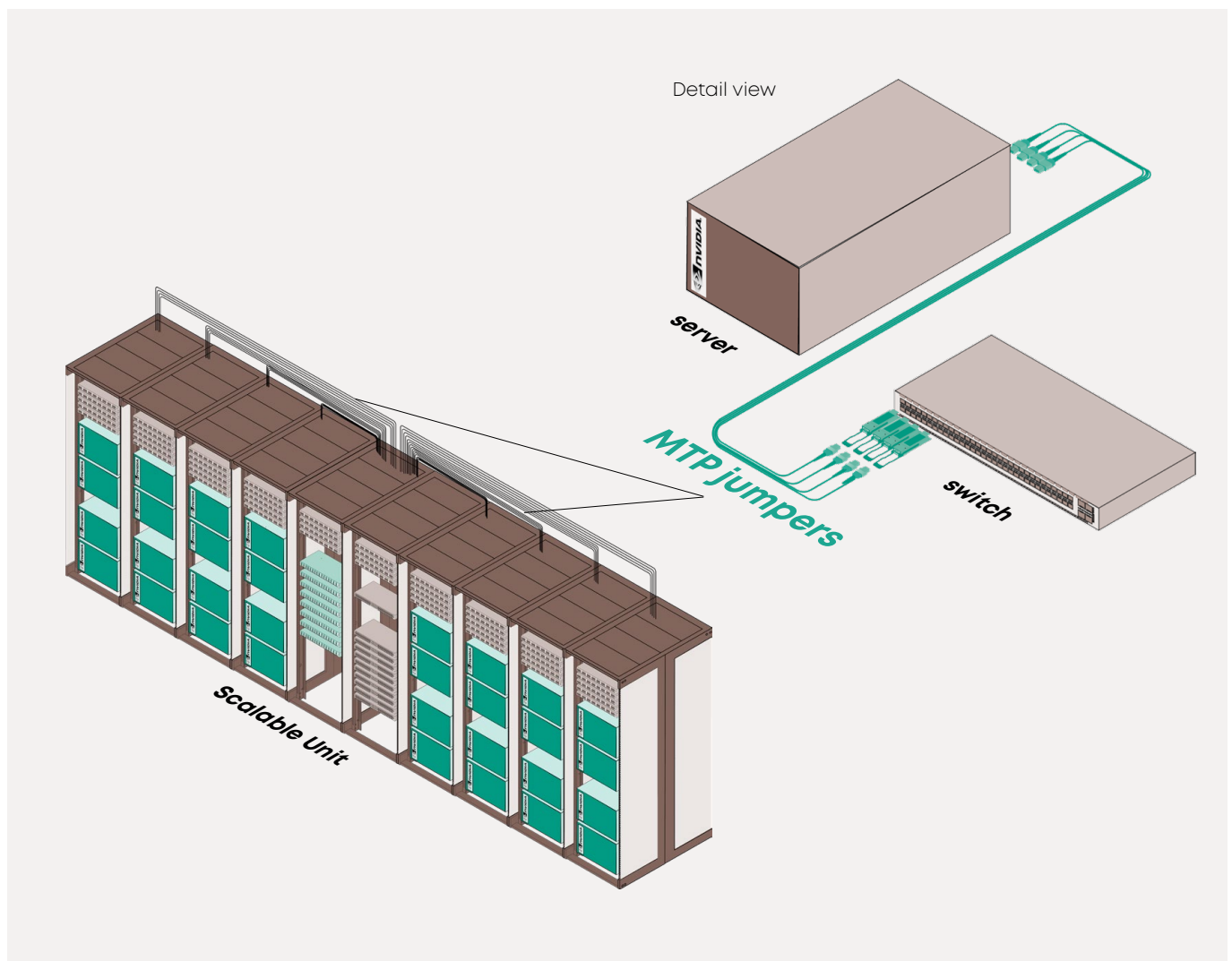
MTP jumpers are 8/12 fiber Optipack cables terminated with MTP female connectors on both sides. They are designed to provide high-density, low-loss connectivity in data centers, ensuring reliable and efficient data transmission.

MTP jumpers are used for point-to-point connections between the server and leaf switch in a scalable unit, and they can also be deployed between leaf to spine and spine to core switches to facilitate high-speed data flow across the network. These jumpers are ideal for high-bandwidth applications, supporting rapid deployment and minimizing cable clutter. Their compact design and ability to handle multiple fibers in a single connector make them a preferred choice for environments where space and performance are critical.



Applications

- Duplex to duplex permanent link
- Parallel to parallel permanent links



Singlemode
LSFH cable



Singlemode
OFNR cable



Length in mtr	Order information		Description	Length in mtr	Order information		Description
3	85142238	MB12_MTAF_MTAF_A230y_03.0_BB	MTP12 female-MTP12 female, SM, polarity B, yellow, LSFH rated 3mm cable, APC polished connectors	3	85114243	MB12_MTAF_MTAF_Ai30R_03.0_BB	MTP12 female-MTP12 female, SM, polarity B, yellow, OFNR riser rated 3mm cable, APC polished connectors
5	85114883	MB12_MTAF_MTAF_A230y_05.0_BB		5	85106649	MB12_MTAF_MTAF_Ai30R_05.0_BB	
7	85114885	MB12_MTAF_MTAF_A230y_07.0_BB		7	85106650	MB12_MTAF_MTAF_Ai30R_07.0_BB	
10	85145686	MB12_MTAF_MTAF_A230y_10.0_BB		10	85100341	MB12_MTAF_MTAF_Ai30R_10.0_BB	
15	85114889	MB12_MTAF_MTAF_A230y_15.0_BB		15	85101304	MB12_MTAF_MTAF_Ai30R_15.0_BB	
20	84384176	MB12_MTAF_MTAF_A230y_20.0_BB		20	85101305	MB12_MTAF_MTAF_Ai30R_20.0_BB	
30	84384178	MB12_MTAF_MTAF_A230y_30.0_BB		30	85101307	MB12_MTAF_MTAF_Ai30R_30.0_BB	
50	85206482	MB12_MTAF_MTAF_A230y_50.0_BB		50	85101311	MB12_MTAF_MTAF_Ai30R_50.0_BB	
100	85093614	MB12_MTAF_MTAF_A230y_0100_BB		100	85245108	MB12_MTAF_MTAF_Ai30R_0100_BB	
150	85259006	MB12_MTAF_MTAF_A230y_0150_BB		150	85245227	MB12_MTAF_MTAF_Ai30R_0150_BB	

Multimode
LSFH cable



Multimode
OFNR cable




Length in mtr	Order information		Description	Length in mtr	Order information		Description
3	on request	MB12_MTMF_MTMF_O430y_03.0_LLx	MTP12 female-MTP12 female, MM, polarity B, heather violet, LSFH rated 3mm cable, APC polished connectors	3	85244956	MB12_MTAF_MTAF_O430R_03.0_LLx	MTP12 female-MTP12 female, MM, polarity B, aqua, OFNR rated 3mm cable, APC polished connectors
5		MB12_MTMF_MTMF_O430y_05.0_LLx		5	85244954	MB12_MTAF_MTAF_O430R_05.0_LLx	
7		MB12_MTMF_MTMF_O430y_07.0_LLx		7	85244238	MB12_MTAF_MTAF_O430R_07.0_LLx	
10		MB12_MTMF_MTMF_O430y_10.0_LLx		10	85243711	MB12_MTAF_MTAF_O430R_10.0_LLx	
15		MB12_MTMF_MTMF_O430y_15.0_LLx		15	85243710	MB12_MTAF_MTAF_O430R_15.0_LLx	
20		MB12_MTMF_MTMF_O430y_20.0_LLx		20	85243709	MB12_MTAF_MTAF_O430R_20.0_LLx	
25		MB12_MTMF_MTMF_O430y_25.0_LLx		25	85243708	MB12_MTAF_MTAF_O430R_25.0_LLx	
30		MB12_MTMF_MTMF_O430y_30.0_LLx		30	85240382	MB12_MTAF_MTAF_O430R_30.0_LLx	
35		MB12_MTMF_MTMF_O430y_35.0_LLx		35	85243707	MB12_MTAF_MTAF_O430R_35.0_LLx	
40		MB12_MTMF_MTMF_O430y_40.0_LLx		40	85243706	MB12_MTAF_MTAF_O430R_40.0_LLx	
50		MB12_MTMF_MTMF_O430y_50.0_LLx		50	85243705	MB12_MTAF_MTAF_O430R_50.0_LLx	



Duplex assemblies

Duplex assemblies, also called duplex patch cords, are 2-fiber cables terminated with LC duplex connectors on both sides.

The LC-XD connector is a HUBER+SUHNER patented connector that sets new standards for packing density and handling. It allows for adding and removing patch cords in a dense environment.



Applications

- Duplex to duplex direct-connect
- Duplex to duplex inter-connect, with transition modules
- Duplex to duplex permanent link, with patch modules

Features

- Polarity flipping without tool
- Reduced cable diameters
- Push-pull mechanism, pulling antigrip tab
- Labelling possibility

Singlemode
LFSH cable



Singlemode
OFNR cable



Length in mtr	Order information		Description	Length in mtr	Order information		Description
1	85016597	PCRS_LCUX_LCUX_A22IT_01.0_SS	Duplex patch cord, LC uniboot push-pull XD to LC uniboot push-pull XD, UPC, duplex round 2.1mm yellow, SM LSFH, A-B / B-A	1	85096501	PCRS_LCUX_LCUX_A22IR_01.0_SS	Duplex patch cord, LC uniboot push-pull XD to LC uniboot push-pull XD, UPC, duplex round 2.1mm yellow, SM OFNR, A-B / B-A
2	85016599	PCRS_LCUX_LCUX_A22IT_02.0_SS		2	85095446	PCRS_LCUX_LCUX_A22IR_02.0_SS	
3	85016600	PCRS_LCUX_LCUX_A22IT_03.0_SS		3	85259087	PCRS_LCUX_LCUX_A22IR_03.0_SS	
3.5	85020818	PCRS_LCUX_LCUX_A22IT_03.5_SS		3.5	85090209	PCRS_LCUX_LCUX_A22IR_03.5_SS	
4	85019951	PCRS_LCUX_LCUX_A22IT_04.0_SS		4	85089028	PCRS_LCUX_LCUX_A22IR_04.0_SS	
5	85016601	PCRS_LCUX_LCUX_A22IT_05.0_SS		5	85104746	PCRS_LCUX_LCUX_A22IR_05.0_SS	
6	85020819	PCRS_LCUX_LCUX_A22IT_06.0_SS		6	85104225	PCRS_LCUX_LCUX_A22IR_06.0_SS	
7	85020820	PCRS_LCUX_LCUX_A22IT_07.0_SS		7	85090210	PCRS_LCUX_LCUX_A22IR_07.0_SS	
8	85074243	PCRS_LCUX_LCUX_A22IT_08.0_SS		8	85089029	PCRS_LCUX_LCUX_A22IR_08.0_SS	
9	85098855	PCRS_LCUX_LCUX_A22IT_09.0_SS		9	85104747	PCRS_LCUX_LCUX_A22IR_09.0_SS	
10	85016602	PCRS_LCUX_LCUX_A22IT_10.0_SS		10	85088924	PCRS_LCUX_LCUX_A22IR_10.0_SS	
11	85119362	PCRS_LCUX_LCUX_A22IT_11.0_SS		11	85259088	PCRS_LCUX_LCUX_A22IR_11.0_SS	
12	85085713	PCRS_LCUX_LCUX_A22IT_12.0_SS		12	85259089	PCRS_LCUX_LCUX_A22IR_12.0_SS	
14	85143487	PCRS_LCUX_LCUX_A22IT_14.0_SS		13	85103358	PCRS_LCUX_LCUX_A22IR_13.0_SS	
15	85020821	PCRS_LCUX_LCUX_A22IT_15.0_SS		14	85195011	PCRS_LCUX_LCUX_A22IR_14.0_SS	
16	85142891	PCRS_LCUX_LCUX_A22IT_16.0_SS		15	85259090	PCRS_LCUX_LCUX_A22IR_15.0_SS	
17	85144374	PCRS_LCUX_LCUX_A22IT_17.0_SS		16	85110632	PCRS_LCUX_LCUX_A22IR_16.0_SS	
19	85144375	PCRS_LCUX_LCUX_A22IT_19.0_SS		17	85259091	PCRS_LCUX_LCUX_A22IR_17.0_SS	
20	85020822	PCRS_LCUX_LCUX_A22IT_20.0_SS		18	85259093	PCRS_LCUX_LCUX_A22IR_18.0_SS	
25	85025976	PCRS_LCUX_LCUX_A22IT_25.0_SS		19	85259094	PCRS_LCUX_LCUX_A22IR_19.0_SS	
30	85025977	PCRS_LCUX_LCUX_A22IT_30.0_SS		20	85100113	PCRS_LCUX_LCUX_A22IR_20.0_SS	
				25	85168269	PCRS_LCUX_LCUX_A22IR_25.0_SS	
				30	85100114	PCRS_LCUX_LCUX_A22IR_30.0_SS	


multimode
LSFH cable



multimode
OFNR cable



Length in mtr	Order information		Description	Length in mtr	Order information		Description
1	85011862	PCRS_LCMX_LCMX_O42IT_01.0_LL	Duplex patch cord, LC uniboot push-pull XD to LC uniboot push-pull XD, MM, LSFH, duplex round 2.1mm, OM4, A-B /B-A	1	85259095	PCRS_LCMX_LCMX_O42IR_01.0_LL	Duplex patch cord, LC uniboot push-pull XD to LC uniboot push-pull XD, MM, OFNR, duplex round 2.1mm, OM4, A-B /B-A
2	85019837	PCRS_LCMX_LCMX_O42IT_02.0_LL		2	85095828	PCRS_LCMX_LCMX_O42IR_02.0_LL	
3	85019838	PCRS_LCMX_LCMX_O42IT_03.0_LL		3	85097638	PCRS_LCMX_LCMX_O42IR_03.0_LL	
3.5	85021394	PCRS_LCMX_LCMX_O42IT_03.5_LL		3.5	85090226	PCRS_LCMX_LCMX_O42IR_03.5_LL	
4	85019950	PCRS_LCMX_LCMX_O42IT_04.0_LL		4	85096285	PCRS_LCMX_LCMX_O42IR_04.0_LL	
5	85019839	PCRS_LCMX_LCMX_O42IT_05.0_LL		5	85090227	PCRS_LCMX_LCMX_O42IR_05.0_LL	
6	85021395	PCRS_LCMX_LCMX_O42IT_06.0_LL		6	85259096	PCRS_LCMX_LCMX_O42IR_06.0_LL	
7	85021396	PCRS_LCMX_LCMX_O42IT_07.0_LL		7	85090228	PCRS_LCMX_LCMX_O42IR_07.0_LL	
8	85086496	PCRS_LCMX_LCMX_O42IT_08.0_LL		8	85111650	PCRS_LCMX_LCMX_O42IR_08.0_LL	
9	85086497	PCRS_LCMX_LCMX_O42IT_09.0_LL		9	85259097	PCRS_LCMX_LCMX_O42IR_09.0_LL	
10	85019840	PCRS_LCMX_LCMX_O42IT_10.0_LL		10	85090229	PCRS_LCMX_LCMX_O42IR_10.0_LL	
11	85103030	PCRS_LCMX_LCMX_O42IT_11.0_LL		11	85252524	PCRS_LCMX_LCMX_O42IR_11.0_LL	
12	85126556	PCRS_LCMX_LCMX_O42IT_12.0_LL		12	85258584	PCRS_LCMX_LCMX_O42IR_12.0_LL	
13	85153271	PCRS_LCMX_LCMX_O42IT_13.0_LL		13	85259098	PCRS_LCMX_LCMX_O42IR_13.0_LL	
14	85147029	PCRS_LCMX_LCMX_O42IT_14.0_LL		14	85249935	PCRS_LCMX_LCMX_O42IR_14.0_LL	
15	85021397	PCRS_LCMX_LCMX_O42IT_15.0_LL		15	85258585	PCRS_LCMX_LCMX_O42IR_15.0_LL	
16	85126557	PCRS_LCMX_LCMX_O42IT_16.0_LL		16	85259099	PCRS_LCMX_LCMX_O42IR_16.0_LL	
17	85153272	PCRS_LCMX_LCMX_O42IT_17.0_LL		17	85258586	PCRS_LCMX_LCMX_O42IR_17.0_LL	
18	85145248	PCRS_LCMX_LCMX_O42IT_18.0_LL		18	85259100	PCRS_LCMX_LCMX_O42IR_18.0_LL	
19	85153273	PCRS_LCMX_LCMX_O42IT_19.0_LL		19	85259101	PCRS_LCMX_LCMX_O42IR_19.0_LL	
20	85021398	PCRS_LCMX_LCMX_O42IT_20.0_LL		20	85259102	PCRS_LCMX_LCMX_O42IR_20.0_LL	
25	85025988	PCRS_LCMX_LCMX_O42IT_25.0_LL	85025989	25	85259103	PCRS_LCMX_LCMX_O42IR_25.0_LL	
30	85025989	PCRS_LCMX_LCMX_O42IT_30.0_LL					



Optipack trunk

Optipack trunk cables are high density multi-stranded cables which form the backbone of the data center. Available in different fiber-counts up to 144 fibers, the Optipack trunks reduce the installation time by consolidating multiple sub-units into a single cable




Applications




- Duplex to duplex, with IANOS transition module
- Parallel to parallel with IANOS patch module

Features

- Fast installations with pre-terminated MTPs
- Reduced cable diameters
- Highly flexible cable routing without impact on performance thanks to bend-insensitive fibers

Optipack trunk



Technical data			
Fiber type	E9/125A2, ITU G.657.A2	G50/125-OM4, ITU G.651 Bend-optimized	G50/125-OM4, ITU G.651 Bend-optimized
Cable type	Optipack cable, 96 fiber		
CPR	B2ca-s1a,d0,a1		
Polarity	B		
Connector side A	MTP-12 male		
Connector side B	MTP-12 male		
Ordering information	OT08CBL-BA0zzzF-5060MM-5060MM 	OT08CBL-BA4zzzF-5060MM-5060MM 	OT08CBL-BA4zzzF-5060MM-5060MMx 

z : length of assembly (m)

Optipack harness

Harness cables are in-rack single jacketed cables with a MTP connector at one end and four duplex connectors on the other end. They are supposed to directly connect one parallel transceiver to four duplex transceivers (so called breakout mode) located in the same rack.

Harness cables can also be used in other structured cabling scenarios.



Applications

- Parallel to duplex direct-connect

Features

- Polarity flipping without tool
- Reduced cable diameters
- Push-pull mechanism, pulling antigrip tab
- Labelling possibility

Optipack harness



Technical data		
Fiber type	E9/125A2, ITU G.657.A2	G50/125-OM4, ITU G.651 Bend-optimized
Cable type	Optipack cable, 8 fiber	Optipack cable, 12 fiber
CPR	Dca-s1a,d0,a1	
Polarity	NP	AS
Connector side A	MTP female	6x LC-XD duplex
Connector side B	4x LC-XD duplex	6x LC-XD duplex
Ordering information	OH08NPL-DB0zzzF-0000MF-5100LP OH08NPL-DB4zzzF-0000MF-5100LP	OH12AAS-DB0zzzF-5070LP-5070LP OH12AAS-DB4zzzF-5070LP-5070LP

z : length of assembly (m)

Optipack Conversion harness

Optipack conversion harness is designed to efficiently adapt high-speed network connections, such as when an MTP-08 connector with 8 fibers (8F) is terminated into two MTP-08 connectors with 4 fibers (4F) each. This type of harness is commonly used in high-density data center environments to support 800G MTP twin-port transceivers, which require optimized fiber breakout configurations.

In this setup, the 800G twin-port transceiver connects to the harness, which then routes two separate 400G single-port transceivers,



Applications

- Point-to-point connection

Features

- Fast installations with pre-terminated MTPs
- Highly flexible cable routing without impact on performance thanks to bend-insensitive fibers

singlemode
LFSH cable



multimode
LFSH cable



Length in mtr	Order information		Length in mtr	Order information	
3	on request	OCSXS-DB0003D-0000MF-5280MF	3	on request	OCSXL-DB4003D-0000MF-5280MF
5		OCSXS-DB0005D-0000MF-5480MF	5		OCSXL-DB4005D-0000MF-5480MF
7		OCSXS-DB0007D-0000MF-5680MF	7		OCSXL-DB4007D-0000MF-5680MF
10		OCSXS-DB0010D-0000MF-5980MF	10		OCSXL-DB4010D-0000MF-5980MF
15		OCSXS-DB0015D-0000MF-51480MFZ	15		OCSXL-DB4015D-0000MF-51480MFZ
20		OCSXS-DB0020D-0000MF-51980MFZ	20		OCSXL-DB4020D-0000MF-51980MFZ
30		OCSXS-DB0030D-0000MF-52880MFZ	30		OCSXL-DB4030D-0000MF-52880MFZ
50		OCSXS-DB0050D-0000MF-54980MFZ	50		OCSXL-DB4050D-0000MF-54980MFZ

singlemode
OFNR cable



multimode
OFNR cable




Length in mtr	Order information		Length in mtr	Order information	
3	85245370	OCSXS-RF0003D-0000MF-5280MF	3	85245367	OCSXL-RF4003D-0000MF-5280MF
5	85245371	OCSXS-RF0005D-0000MF-5480MF	5	85245366	OCSXL-RF4005D-0000MF-5480MF
7	85245375	OCSXS-RF0007D-0000MF-5680MF	7	85245365	OCSXL-RF4007D-0000MF-5680MF
10	85245382	OCSXS-RF0010D-0000MF-5980MF	10	85245364	OCSXL-RF4010D-0000MF-5980MF
15	85245388	OCSXS-RF0015D-0000MF-51480MFZ	15	85245354	OCSXL-RF4015D-0000MF-51480MFZ
20	85245389	OCSXS-RF0020D-0000MF-51980MFZ	20	85245346	OCSXL-RF4020D-0000MF-51980MFZ
30	85245390	OCSXS-RF0030D-0000MF-52880MFZ	30	85240383	OCSXL-RF4030D-0000MF-52880MFZ
50	85245391	OCSXS-RF0050D-0000MF-54980MFZ	50	85245293	OCSXL-RF4050D-0000MF-54980MFZ

Cleaning tools

Always inspect a connector before any mating. If a connector is not clean, first try the dry cleaning method with the listed cleaning tools below. In most cases that is sufficient. However, sometimes wet cleaning is required. Please ask your partner for wet cleaning solutions.

Features

- Universal push style cleaner for both adapter (behind the wall connector) and plug
- More than 525 cleans per one device




IBC™ push cleaners



Technical data		
Connector type	LC	MTP
Ferrule	1.25 mm	MT ferrule
Cleaning method	Dry	
Number of cleans per item	>525	>525
Ordering information	84065528 Cleaner, IBC, 1.25mm	84097537 MTP-IBC-7104

Connecting – today and beyond



More to explore

About HUBER+SUHNER

We are a leading global supplier of components and systems solutions. With our broad range of products and deep know-how, we serve the industry, communications and transportation markets with applications from the three technologies of radio frequency, fiber optics and low frequency. And as a global company with a presence in over 80 countries, we stay close to our customers. Always.

HUBER+SUHNER AG
Degersheimerstrasse 14
9100 Herisau
Switzerland
Phone +41 71 353 41 11
hubersuhner.com

HUBER+SUHNER is certified according to ISO 9001, ISO 14001, OHSAS 18001, EN(AS) 9100, IATF 16949 and ISO/TS 22163 – IRIS.

Waiver

Fact and figures herein are for information only and do not represent any warranty of any kind.