

Sencity Special Communication Antenna 91121389

Description

Indoor Directional Antenna
Frequency Range 380-405 MHz
Vertical Polarization
Half-power Beam Width 90°
Gain 7dBi



Product Configuration

Technical Data

Electrical Data

	Band 1
Frequency (MHz)	380 - 405
VSWR	2
Impedance (Ohm)	50
Gain (dBi)	7
3dB beamwidth (v) (°)	90
Composite power max (W)	50
Ambient temperature (°C)	50

Ports

	Port 1
Connector	N, jack (female)
Polarization	vertical
DC grounded	Yes

Connections

	Band 1
Port 1	X

General Data

Mechanical Data

Dimensions (mm) 302 x 243 x 50 (Height x Width x Depth)
Weight (kg) 1.39

Packing size (mm): 315x252x62

Environmental Data

Environmental conditions indoor
IP rating See remarks
2011/65/EU (RoHS - including compliant
2015/863 and 2017/2102)
WEEE 2012/19/EU no special marking needed
REACH 1907/2006/EC compliant

IP Rating:

IP30

Mounting:

Sencity Special Communication Antenna 91121389

Two holes of 6 mm diameter in the mounting plate.
Screws are not supplied.

Grounding:

All metal parts including the inner conductor are DC grounded.

Material:

Reflector: Copper.

Radome: High impact polystyrol, colour: white.

Mounting plates: Stainless steel.

Additional painting is possible.

Available accessories:

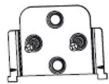
Power splitters (380-512 MHz)

Related Documents

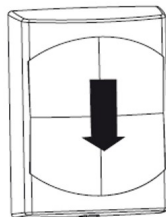
Mounting instruction	DOC-0000866089
Security instruction	DOC-0000278984
Outline drawing	DOU-00397189

Additional Information

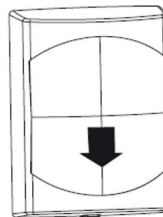
Mounting:



Mount the attachment plate to the wall using two screws of 4 mm diameter in the position as indicated.



Align the antenna over the attachment plate.



Pull the antenna down to the stop.