

Sencity Special Communication Antenna 91121440

Description

Indoor Omni-directional Antenna
Frequency Range 405-430 MHz
Vertical Polarization
Gain 2dBi
The antenna needs no additional groundplane.



Product Configuration

Technical Data

Electrical Data

	Band 1
Frequency (MHz)	405 - 430
VSWR	2
Impedance (Ohm)	50
Gain (dBi)	2
Composite power max (W)	50
Ambient temperature (°C)	50

Ports

	Port 1
Connector	N, jack (female)
Polarization	vertical
DC grounded	Yes

Connections

	Band 1
Port 1	X

General Data

Mechanical Data

Dimensions (mm) 77 x 258 (Height x Diameter)
Weight (kg) 0.429

Packin size (mm): 267x267x114

Environmental Data

Environmental conditions indoor
IP rating See remarks
2011/65/EU (RoHS - including compliant
2015/863 and 2017/2102)
WEEE 2012/19/EU no special marking needed
REACH 1907/2006/EC compliant

IP Rating:

IP30

Mounting:

Three holes in the base enable a mounting on the ceiling. Two types of screws are supplied. For the N connector a hole in the ceiling with a diameter of 35 mm is required.

Grounding:

All metal parts including the inner conductor are DC grounded.

Sencity Special Communication Antenna 91121440

Material:

Reflector: Aluminium.

Radome: High impact polystyrol, colour: white.

Additional painting is possible.

Available accessories:

Power splitters (380-512 MHz)

Related Documents

Mounting instruction

DOC-0000866090

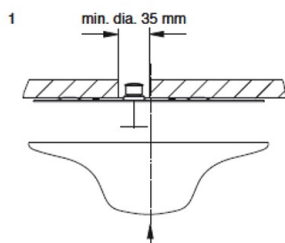
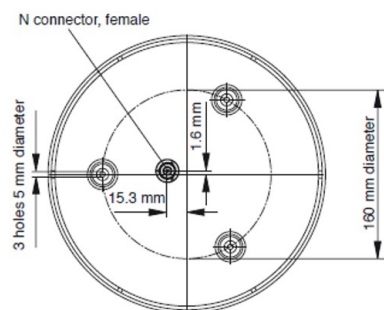
Security instruction

DOC-0000278984

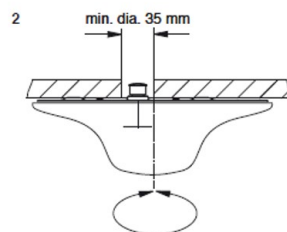
Outline drawing

DOU-00397180

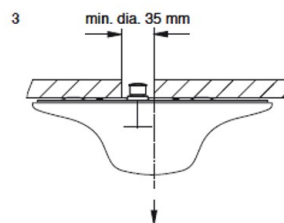
Additional Information



1 Press radome against installed reflector.



2 Rotate radome until it locks in place.



3 Pull downwards to remove radome.