

## Sencity Special Communication 91121743

### Description

Indoor Omni-directional Antenna  
Frequency Range 450-470 MHz  
Vertical Polarization  
Gain 2dBi  
The antenna needs no additional groundplane.



### Product Configuration

#### Technical Data

##### Electrical Data

	Band 1
Frequency (MHz)	450 - 470
VSWR	2
Impedance (Ohm)	50
Gain (dBi)	2
Composite power max (W)	50
Ambient temperature (°C)	50

##### Ports

	Port 1
Connector	N, jack (female)
Polarization	vertical
DC grounded	Yes

##### Connections

	Band 1
Port 1	X

##### General Data

##### Mechanical Data

Dimensions (mm) 77 x 258 (Height x Diameter)  
Weight (kg) 0.429

Packing size (mm): 267x267x114

##### Environmental Data

Environmental conditions indoor  
IP rating See remarks  
2011/65/EU (RoHS - including compliant  
2015/863 and 2017/2102)  
WEEE 2012/19/EU no special marking needed  
REACH 1907/2006/EC compliant

IP Rating:

IP30

Mounting:

Three holes in the base enable a mounting on the ceiling. Two types of screws are supplied. For the N connector a hole in the ceiling with a diameter of 35 mm is required.

Grounding:

All metal parts including the inner conductor are DC grounded.

## Sencity Special Communication 91121743

Material:

Reflector: Aluminium.

Radome: High impact polystyrol, colour: white.

Additional painting is possible.

Available accessories:

Power splitters (380-512 MHz)

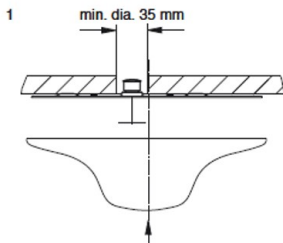
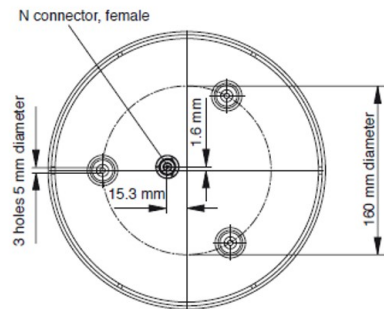
### Material Data

Radome colour	white
Back plate/base plate material	Aluminium

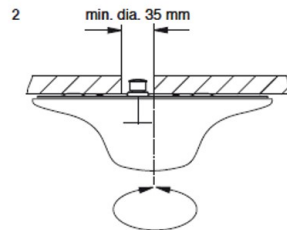
### Related Documents

Mounting instruction	DOC-0000866090
Security instruction	DOC-0000278984
Outline drawing	DOU-00397188

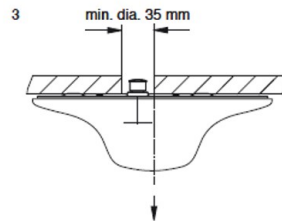
### Additional Information



1 Press radome against installed reflector.



2 Rotate radome until it locks in place.



3 Pull downwards to remove radome.